

PASSENGER CAR LISTINGS

IMPORTANT NOTE-SUSPENSION MODIFICATIONS FOR LOWERING VEHICLE RIDE HEIGHT.

If Bilstein shocks are used in conjunction with shorter aftermarket springs, the shocks selected should be Sport type. HD or C type shocks are not suitable.

Year	Application	Setting	Front	Rear
ACURA				
Integra				
94-01		HD	B36-1603(L) B36-1604(R)	B46-1605
Integra Type R				
00-01		SP	BE5-2340	BE5-2341
97-98		SP	BE5-2340	BE5-2341
Legend				
89-90	Sedan	HD	B36-1199(R) B36-1200(L)	B46-1192
87-90	Coupe	HD	B36-1199(R) B36-1200(L)	B46-1192
86-88	Sedan	HD	B36-1199(R) B36-1200(L)	N/A
NSX				
91-96		HD	B46-1663	B46-1665
ALFA ROMEO				
GTV Coupe, GTV-6				
80-86		HD	B46-0465	B46-0475
Alfetta Sport Sedan				
75-79		HD	B46-0465 ^[1]	N/A
Alfetta Sport Sedan, GTV Coupe, Sprint Veloce				
75-79		HD	B46-0465	B46-0475
GTV Coupe, Alfetta GT				
75-76		HD	B46-0465	B46-0475
GTV Coupe, GT Veloce				
70-74		HD	B46-0463	B46-0473
Berlina Sedan				
70-74		HD	B46-0463	B46-0473
Giulia Coupe, Sedan				
68-69		HD	B46-0463	B46-0473
Milano Sedan				
86-89		HD	B46-1175	B46-1176
Montreal				
70-76		HD	B46-0463	B46-0473
Spider				
66-94		HD	B46-0463	B46-0473
AUDI				
90				
92-95	2WD; 6 cyl; Type B4 Chassis	HD	P30-3005	B36-1695
		SP	P30-3006 ^[1]	B36-1696 ^[2]
80, 90 Quattro Except 20 Valve				
88-91		HD	P30-3005	P36-3017
		SP	P30-3006 ^[1]	P36-3058 ^[2]

Year	Application	Setting	Front	Rear
AUDI (cont.)				
80, 90				
87-91	2WD	HD	P30-3005	B36-2050
100 Except S4 & Quattro				
91-94	2WD; Type C4 Chassis	HD	P36-0370	B46-1576
		SP	P36-0369	B46-1573
88-89	2WD	HD	P36-0370	B46-0130
100, 200, A6, S4 Quattro				
91-96	Except Sport Suspension	HD	P36-0370	BE5-2593 ^[2] ^[2]
		SP	P36-0369	N/A
	With Sport Suspension Only	HD	P36-0370	B46-2065 ^[2] ^[3]
		SP	P36-0369 ^[1]	B46-2066 ^[2] ^[3]
100, 200, 5000 Quattro				
84-90		HD	P36-0370	BE5-2593 ^[2]
		SP	P36-0369 ^[1]	BE5-2593 ^[2]
4000 Quattro				
84-87		HD	P30-3005	P36-3017
		SP	P30-3006 ^[1]	P36-3058 ^[2]
4000, 4000S, Coupe				
79-87	2WD; From 6/79	HD	P30-3005	B36-2051
5000, 5000S, 5000CS				
84-87	2WD; Turbo	HD	P36-0370	B46-0130
A4				
96-01	2WD	HD	B36-2079	B36-2080
	2WD; VIN #'s up to 03001	SP	B36-2081 ^[1]	B36-2082 ^[2]
96-00	2WD; VIN #'s up to 165801	SP	B36-2081 ^[1]	BE3-2669 ^[2]
A4 Quattro				
96-01		SP	B36-2081 ^[1]	BE3-2669 ^[2]
A6				
97-00	2WD	HD	B36-2079	BE3-2532
		SP	B36-2081 ^[1]	BE3-2533 ^[2]
A6 Quattro				
97-99		SP	In Development	
A8 Quattro				
98-99		SP	BE3-2609	BE5-2616
Coupe Quattro 10 Valve				
81-87	Turbo	HD	P36-3016	P36-3017
Coupe Quattro Except 20 Valve				
88-91		HD	P30-3005	P36-3017
		SP	P30-3006 ^[1]	P36-3058 ^[2]
Fox				
72-79	Sedan	HD	P30-3005	N/A

(L) - Left side (R) - Right side ^[1] Recommended for use if shorter springs are installed.

^[2] Recommended for use if shorter springs are installed. On cars with coilover rear suspension, some rear shocks allow ride height adjustability.

^[3] M12 thread at upper mount. ^[1] Except self leveling system. ^[2] M10 thread at upper mount.

PASSENGER CAR LISTINGS

Year	Application	Setting	Front	Rear
AUDI (cont.)				
TT				
99-00	2WD	HD	VE3-4637	BE3-6032
		SP	VE3-4638	BE3-6033
TT Quattro				
99-00		HD	VE3-4637	BE5-6034
		SP	VE3-4638	BE5-6035
Professional Suspension Systems				
TT Coupe/ Roadster				
99-00	2WD	PSS	HE5-8047	
		PSS9	GM5-8048	
TT Coupe/ Roadster Quattro				
99-00		PSS	HE5-8041	
		PSS9	GM5-8042	
AUSTIN				
Healey 3000 Ph. 2, BJ8				
65-68		SP	Please Inquire	Please Inquire
Healey 100-6, 3000				
59-64		SP	Please Inquire	Please Inquire
Healey 100-M, BN1, BN2				
53-56		SP	Please Inquire	Please Inquire
BMW				
4 Cylinder				
1600-2, 1602, 1600Ti, 1802, 2002, 2002Ti, 2002Tii, Touring 1600, Touring 1800, Touring 2000, Touring 2000Ti, Touring 2002Ti, Touring 1802, Touring 2002, Touring 2002Tii				
66-76		HD	P30-0023	B46-0803
		SP	P30-0025 ¹	B46-0118 ²
6 Cylinder				
2500, 2800, 3.0S, 3.0Si, 3.3L, Bavaria				
76-77	Sedan; From 9/76	C	P36-0326 ⁵	N/A
		SP	P36-0247 ¹	B46-0819 ² ⁴
68-76	Sedan; To 8/76	SP	P36-0024 ⁵	B46-0819 ²
2800, 3.0CS, 3.0CSI				
76-77	Coupe; From 9/76	SP	P36-0247 ¹	B46-0813 ²
68-76	Coupe; To 8/76	HD	P36-0024 ⁵	B46-0813 ²
BMW 3 Series				
M3				
95-99	E36 Chassis	SP	VE3-4237(L) VE3-4238(R)	BE5-2453
87-91	E30 Chassis	HD	P36-0136	B36-2028 ⁴
		SP	P36-0335 ¹	B36-2027 ² ⁴
Z3 Coupe				
99-00	E36 Chassis; 2.8L	SP	VE3-4402(L) VE3-4403(R)	BE3-2817
Z3 M Roadster & Coupe				
99-00	3.2L	HD	VE3-4393(L) VE3-4394(R)	BE5-2718
		SP	VE3-4404(L) VE3-4405(R)	BE5-2730

Year	Application	Setting	Front	Rear
BMW (cont.)				
Z3 Roadster				
96-00	1.9L; From 3/96	HD	VE3-4400(L) ⁴ VE3-4401(R) ⁴	BE3-2386
323i, 328i All Models				
99-00	E46 Chassis	HD	VN7-4334(L) VN7-4335(R)	BE3-2697
		SP	VN7-4383(L) VN7-4384(R)	BE3-2698
318ti				
94-98	E36 Chassis	HD	VE3-4400(L) VE3-4401(R)	B36-2028 ⁴
		SP	VE3-4402(L) VE3-4403(R)	B36-2027 ² ⁴
318, 325, 328 All Models				
92-98	E36 Chassis; From 6/92	HD	VE3-4400(L) VE3-4401(R)	B36-1525
		SP	VE3-4402(L) ¹ VE3-4403(R) ¹	B36-1526 ¹
318i All Models				
91-92	E36 Chassis; To 5/92	HD	V36-0379(L) ⁴ V36-0380(R) ⁴	B36-1525
		SP	V36-0381(L) ¹ ⁴ V36-0382(R) ¹ ⁴	B36-1526 ¹
325i All Models Except 325ix				
91-92	E36 Chassis; To 5/92	HD	V36-0367(L) ⁴ V36-0368(R) ⁴	B36-1525
		SP	V36-0369(L) ¹ ⁴ V36-0370(R) ¹ ⁴	B36-1526 ¹
325ix				
86-91	E30 Chassis	HD	P36-0251	B36-2028 ⁴
318is, 325e, 325es, 325i, 325is				
83-91	E30 Chassis	HD	P36-0136 ⁷	B36-2028 ⁴
		SP	P36-0335 ¹ ⁷	B36-2027 ² ⁴
318i, 323i, 325				
84-88	E30 Chassis	HD	P30-0128 ⁶	B36-2028 ⁴
		SP	P30-0334 ¹ ⁶	B36-2027 ² ⁴
320i				
76-83	E21 Chassis	HD	P30-0121	B46-0612 ⁴
		SP	P30-0125 ¹	B46-0617 ² ⁴
320/6				
78-82	E21 Chassis; With sport suspension; 6 cyl	HD	N/A	B46-0612 ⁴
323i				
78-82	E21 Chassis	HD	N/A	B46-0612 ⁴
BMW 5 Series				
528i				
96-00	E39 Chassis; 6 cyl	HD	VN3-4438	BE5-2828
		SP	VN3-4439 ¹	BE5-2829 ¹
540i				
96-00	E39 Chassis; 8 cyl	HD	VN3-4440	BE5-2828
		SP	VN3-4441 ¹	BE5-2829 ¹

(L) - Left side (R) - Right side ¹Recommended for use if shorter springs are installed.

²Recommended for use if shorter springs are installed. On cars with coilover rear suspension, some rear shocks allow ride height adjustability.

⁴Protective boot & bumpstop (when applicable) from original shock must be re-installed. Failure to install proper parts will result in damage to shocks and to vehicle.

⁵Struts with M50x1.5 threads. ⁶Outside housing diameter 45mm. ⁷Outside housing diameter 51mm.

PASSENGER CAR LISTINGS

Year	Application	Setting	Front	Rear
BMW (cont.)				
530i, 535i, M5				
93-95	E34 Chassis; From 10/93	HD	P36-3022	B46-1221 [1]
		SP	P36-3019 [1]	B46-1486 [1]
540i				
92-95	E34 Chassis; From 10/92	HD	P36-3022	B46-1221 [1]
		SP	P36-3019 [1]	B46-1486 [1]
525i				
90-95	E34 Chassis; From 8/90	SP	P36-3018 [1] [10]	B46-1486 [1]
			P36-3019 [1] [12]	B46-1486 [1]
			P36-3020 [1] [13]	B46-1486 [1]
89-95	E34 Chassis	HD	P36-3021 [10]	B46-1221 [1]
			P36-3022 [12]	B46-1221 [1]
530i, 535i, M5				
90-93	E34 Chassis; Including M Technik; From 8/90; To 9/93	HD	P36-3022	B46-1221 [1]
		SP	P36-3019 [1]	B46-1486 [1]
525i				
89-90	E34 Chassis; To 7/90	SP	P36-3018 [1] [10]	B46-1247 [2] [11]
			P36-3019 [12]	B46-1247 [2] [11]
			P36-3020 [1] [13]	B46-1247 [2] [11]
530i, 535i				
88-90	E34 Chassis; Including M Technik; From 1/88; To 7/90	HD	P36-3021	B46-1221 [1]
		SP	P36-3018 [1]	B46-1247 [2] [11]
M5				
85-88	E28 Chassis; Sedan	HD	P36-0243	B46-0608 [4] [11]
528e, 533i, 535i, 535is				
82-88	E28 Chassis	C	P36-0239	B46-0610 [4] [11]
		HD	P36-0233	B46-0608 [4] [11]
		SP	P36-0243 [1]	B46-0607 [2] [4] [11]
518, 520i, 525, 528i, 530i All models				
76-81	E12 Chassis; From 9/76	C	P36-0228 [8]	N/A
		HD	P36-0326 [5] [8]	B46-0730 [4]
		SP	P36-0247 [1] [8]	N/A
72-76	E12 Chassis; To 8/76	HD	P36-0024 [5] [9]	B46-0730 [4]
		SP	P36-0024 [1] [5] [9]	N/A
BMW 6 Series				
L6, M6				
87-88	E24 Chassis; Coupe	HD	P36-0233	N/A
630CSi, 633CSi, 635CSi				
83-89	E24 Chassis	C	P36-0239	B46-0610 [4] [11]
		HD	P36-0233	B46-0608 [4] [11]
		SP	P36-0243 [1]	B46-0607 [2] [4] [11]
M635CSi (M88)				
83-89		HD	P36-0243	N/A
628CSi, 630CSi, 633CSi, 635CSi				
77-82	From 10/77; To 9/82	HD	P36-0229	B46-0802 [4] [11]
		SP	P36-0247 [1]	N/A

Year	Application	Setting	Front	Rear
BMW (cont.)				
BMW 7 Series				
740i, 750i All Models				
94-97	E38 Chassis; Except ECD; From 7/94	HD	VE3-4169(L) VE3-4170(R)	B46-2138 [11]
730i, 735i, 740i, 750i All Models				
90-94	E32 Chassis; From 7/90; To 6/94	HD	P36-0368	B46-1148 [11]
		SP	P36-0361	B46-1527 [11]
88-90	E32 Chassis; From 5/88; To 6/90	HD	P36-0353	B46-1148 [11]
87-88	E32 Chassis; To 4/88	HD	P36-0258	B46-1148 [11]
733i, 735i, 745i				
82-86	E23 Chassis	C	P36-0232 [14]	B46-0722 [4] [11]
		HD	P36-0231	B46-0721 [4] [11]
		SP	P36-0247 [1]	N/A
728, 728i, 730, 732i, 733i, 735i, 745i				
77-81		C	P36-0232 [14]	N/A
		HD	P36-0231	N/A
BMW 8 Series				
840, 850 All Models				
92-96		SP	MSP-05491	MSP-05490 [4] [11]
Professional Suspension Systems				
M3				
95-98	E36 Chassis; From 6/92	PSS	Please Inquire	
		PSS9	Please Inquire	
323i, 328i All Models				
99-00	E46 Chassis	PSS	HE5-8035	
		PSS9	GM5-8036	
318, 325, 328 All Models				
92-98	Except M3; E36 Chassis; From 6/92	PSS	HE5-8033	
		PSS9	GM5-8034	
BUICK				
Roadmaster				
94-96	Except Wagon	HD	B46-1516	B46-1517
	Wagon	HD	B46-1516	N/A
Full Size: Electra, Le Sabre, Roadmaster				
91-93	RWD; Except Wagon	HD	B46-1516	B46-1517
77-90	RWD; Except Wagon	HD	B46-1104	B46-0929
Full Size: Estate Wagons				
71-90		HD	B46-1104	B46-0929
Century				
82-93		HD	S36-0203	B46-1019
73-81		HD	B36-0949	B46-0929
Regal, Grand National, GNX				
73-87	RWD	HD	B36-0949	B46-0929

- (L) - Left side (R) - Right side [1] Recommended for use if shorter springs are installed.
 [2] Recommended for use if shorter springs are installed. On cars with coilover rear suspension, some rear shocks allow ride height adjustability.
 [4] Protective boot & bumpstop (when applicable) from original shock must be re-installed. Failure to install proper parts will result in damage to shocks and to vehicle.
 [5] Struts with M50x1.5 threads.
 [8] CA cars, manual trans from chassis #5060314; CA cars, automatic transmission from chassis #5080277; 49 states cars, manual trans from chassis #5070355; 49 states cars, automatic trans from chassis #5090332.
 [9] CA cars, manual trans up to chassis #5060313; CA cars, automatic trans up to chassis #5080276; 49 states cars, manual trans up to chassis #5070354; 49 states cars, automatic trans up to chassis #5090331.
 [10] 2.5" dust cap on top of upper support bearing with 19mm nut. [11] Except self leveling system.
 [12] 2.5" dust cap on top of upper support bearing with 22mm nut. [13] 1.125" dust cap on top of upper support bearing.
 [14] Special tool required for installation; Available from BMW.

PASSENGER CAR LISTINGS

Year	Application	Setting	Front	Rear
BUICK (cont.)				
Skylark				
80-85		HD	S36-0203	B46-1019
Skylark, Special				
67	Except Wagon; Except HD Rear	HD	AK2079	AK2080
64-66	Except Wagon	HD	AK2079	AK2080
CADILLAC				
Brougham, DeVille, Fleetwood				
80-90	RWD	HD	B46-1104	B46-0929
Seville				
75-79		HD	B36-0949	N/A
CHEVROLET				
Full Size: Caprice Classic, Caprice, Impala				
91-96	RWD; Except Wagon	HD	B46-1516	B46-1517
	RWD; Wagon	HD	B46-1516	N/A
77-90	RWD; Except Wagon	HD	B46-1104	B46-0929
	RWD; Wagon	HD	B46-1104	B46-0929
Bel Air, Nomad				
55-57		HD	AK3501	AK3502
Camaro All Models				
93-01		HD	B46-1913 ¹⁵	B46-1914
82-92		HD	S36-0201	B46-1121
		SP	S36-0201	B46-1021 ²
Camaro Z28, Berlinetta				
77-81		HD	B46-1104	B46-0156
70-76		HD	BE3-2972	B46-0156
Camaro				
67-69	Monoleaf rear	HD	BE3-2972	AK2073
	Multileaf rear	HD	BE3-2972	AK2074
Celebrity				
82-89		HD	S36-0203	B46-1019
Chevelle, Malibu				
73-83	Except Wagon	HD	B36-0949	B46-0929
73-77	Wagon	HD	B36-0949	N/A
68-72	Except Wagon	HD	AK2070	B46-0929
67	Except Wagon; Except HD Rear	HD	AK2079	AK2080
64-66	Except Wagon	HD	AK2079	AK2080
Citation Including XII				
80-84		HD	S36-0203	B46-1019

Year	Application	Setting	Front	Rear
CHEVROLET (cont.)				
Corvette				
97-00		HD	BE5-2975	BE5-2976
		SP	BE5-2977	BE5-2978
95-96	With Z51 Suspension	SP	B46-2057	B46-2058
89-96	Except Z51 Suspension	HD	B46-2053	B46-2054
	With Z51 Suspension; Convertible	HD	B46-2055	B46-2056
89-94	With Z51 Suspension	SP	B46-1177	B46-1178
88	Except Z51 Suspension	HD	B46-1131	B46-2054
	With Z51 Suspension	SP	B46-1113	B46-1178
84-87	Except Z51 Suspension	HD	B36-0228	B46-1063
	With Z51 Suspension	SP	B36-0228	B46-0238
Corvette All Models				
63-82		HD	B36-0946	B46-0956
		SP	B36-0222	B46-0232
53-62		HD	B46-0283	B46-0493
Corvette ZR1				
92-95	With Selective Ride		AK2116 ⁵⁴ AK2117 ⁵⁵ AK2118 ⁵⁶	N/A N/A N/A
		Variable	BA5-7027	BA5-7028
89-95	With Selective Ride		AK2100 ⁵⁰ AK2103 ⁵¹ AK2104 ⁵² AK2108 ⁵³	N/A N/A N/A N/A
89-91	With Selective Ride		AK2113 ⁵⁴ AK2114 ⁵⁵ AK2115 ⁵⁶	N/A N/A N/A
		Variable	BA5-7000	BA5-7001
Impala SS				
94-96		HD	B46-1516	B46-1517
		SP	B46-1104	B46-0929
Monte Carlo Including SS				
73-88		HD	B36-0949	B46-0929
Nova				
73-74		HD	B36-0949	AK2071
68-72		HD	AK2070	AK2071
Bilstein Tuned Suspension				
Camaro				
93-01		BTS	BTS-7501	
FORD				
Full Size: Crown Victoria, LTD, Country Squire				
79-00		C	B46-1497	B46-1498 ¹¹
		HD	B46-1495	B46-1496 ¹¹
Fairmont, Futura				
78-83		HD	N/A	AK2288
Granada				
81-82	USA models	HD	N/A	AK2288
LTD				
83-85		HD	N/A	AK2288
LTD II, Torino, Cobra				
72-79		C	B46-1497	B46-1498

² Recommended for use if shorter springs are installed. On cars with coilover rear suspension, some rear shocks allow ride height adjustability.

¹¹ Except self leveling system. ¹⁵ Re-install original equipment hardware. ⁵⁰ Socketed control (without chip). ⁵¹ Front actuator. ⁵² Rear actuator.

⁵³ Eprom chip (Custom). ⁵⁴ Slalom 1 (Control w/chip). ⁵⁵ Slalom 2 (Control w/chip). ⁵⁶ Road Race (Control w/chip).

PASSENGER CAR LISTINGS

Year	Application	Setting	Front	Rear
FORD (cont.)				
Mustang Cobra				
99-01	IRS	HD	V36-4138-H1	BE5-2959-H0
		SP	VE3-4593	BE5-2959-W0
Mustang				
94-01		Axle Wrap		B36-2149
		HD	V36-4138-H1	BE5-6418-H0
Mustang GT, LX				
87-93	5.0L	Axle Wrap		B36-2149
		HD	V36-4138-H1	B46-2148-H1
Mustang LX				
87-93	2.3L	HD	V36-4138-H1	AK2288
Mustang Except SVO				
79-86		HD	N/A	AK2288
Thunderbird				
89-97		HD	B46-1505 ^[17]	B46-1506 ^[17]
Thunderbird Except Turbo Coupe				
87-88		HD	N/A	B46-1041
80-86		HD	N/A	B46-1041 ^[18]
77-79		HD	B46-1495	B46-1496
Bilstein Tuned Suspension				
Mustang Cobra				
99-01	IRS	BTS	BTS-7507	
Mustang				
94-01	Convertible	BTS	BTS-7504	
	Except Convertible	BTS	BTS-7503	
Mustang GT, LX				
87-93	5.0L Convertible	BTS	BTS-7506	
	5.0L Except Convertible	BTS	BTS-7505	
Professional Suspension Systems				
Focus				
99-00		PSS9	In Development	
HONDA				
Accord				
98-00		HD	In Development	
94-97		HD	BE5-2371	B46-2114
89-93	From 9/89	SP	B36-1721(L) B36-1722(R)	B46-1723
86-89	To 8/89	HD	B36-1135(L) B36-1136(R)	B36-1089
Civic				
96-00		HD	BE5-2336	BE5-2337
92-95		HD	B36-1603(L) B36-1604(R)	B46-1605
89-91	Except Wagon	HD	B36-1380(R) B36-1381(L)	B46-1382
CRX				
89-91		HD	B36-1380(R) B36-1381(L)	B46-1382
Del Sol				
92-97		HD	B36-1603(L) B36-1604(R)	B46-1605

Year	Application	Setting	Front	Rear
HONDA (cont.)				
Prelude				
91-96	From 9/91	HD	B36-1678(L) B36-1679(R)	B46-1675
		SP	B36-1775(L) B36-1776(R)	B46-1777
S2000				
00		N/A	In Development	
Bilstein Tuned Suspension				
Civic				
96-00		BTS	BTS-7502	
Professional Suspension Systems				
Civic				
96-00		PSS	In Development	
S2000				
99-01		PSS	In Development	
JAGUAR				
XJ-12				
94-97		HD	BE3-61742	B46-1858
XJ-6				
94-97		HD	B36-1861	B46-1858
XJ-6, XJ-12				
86-93	From 10/86; To 11/93	HD	B36-1804	B46-1805 ^[11] ^[18]
69-86	To 9/86	HD	BE3-2445	BE3-2446
XJ-R				
94-00		HD	BE3-61740	BE5-61741
XJ-S				
87-96		HD	BE3-2445	BE3-2446
LEXUS				
GS300, GS400				
98-00		HD	BE5-2743	BE5-2744
		SP	BE5-2802	BE5-2803
IS300				
00-01		HD	BE5-6048-H0	BE5-6049-H0
LS400				
95-00		HD	BE5-2734	BE5-2735
Professional Suspension Systems				
GS300, GS400				
98-00		PSS	SS0-8301	
LINCOLN				
Continental				
80-81		C	B46-1497	B46-1498
Continental Mark III				
68-71		C	B46-1497	N/A
Continental Mark IV				
73-76		C	B46-1497	N/A
Continental Mark V				
77-79		C	B46-1497	N/A
Continental Mark VI				
80-83		C	B46-1497	B46-1498

(L) - Left side (R) - Right side ^[11] Except self leveling system. ^[18] Vertical location shocks only. Horizontal location shocks N/A.
^[17] Does not replace electronically adjustable system. ^[18] Original equipment spring seat must be re-used to mount standard shock.

PASSENGER CAR LISTINGS

Year	Application	Setting	Front	Rear
LINCOLN (cont.)				
Town Car				
82-95		C	B46-1497	B46-1498
		HD	B46-1495	B46-1496
MAZDA				
MX5 Miata				
99-01		HD	BE5-2763	BE5-2764
		SP	BE5-2765	BE5-2766
90-97		HD	B46-1488	B46-1489
RX-7				
93-95	Twin Turbo	HD	B46-1778(R) B46-1779(L)	B46-1550
Professional Suspension Systems				
MX5 Miata				
99-01		PSS	SS0-8300	
MERCEDES BENZ				
Important Note: When in doubt as to which shock absorber is correct (eg. 1976 240D), check the chassis number of the car and compare it to the production series numbers listed below. If the first three digits of the chassis number match the production series number, the shocks listed will fit the car.				
Series R107				
350SL, 560SL				
85-91	From 9/85	HD	B36-0524	B46-1184
Series R129				
300SL, 500SL				
90-93		HD	V36-0364	B36-1316
Series W107				
280SL, 350SL, 380SLC, 380SL, 450SL, 450SLC, 500SL				
71-85	Except hydropneumatic; To 8/85	HD	B36-0707	B46-1184
		Steering Damper	B22-0246	N/A
Series W108/W110/W111/W112				
280S, 280SE, 280SEL				
68-72	To 8/72	HD	B36-0527	B46-0537
		Steering Damper	B22-0246	N/A
250S				
65-72		Steering Damper	B22-0246	N/A
300SEb				
65-70		HD	B36-0527	B46-0537
		Steering Damper	B22-0246	N/A
200, 200D, 230, 230S				
65-68		HD	B36-0527	B46-0537
		Steering Damper	B22-0246	N/A
250SE				
65-68		HD	B36-0527	B46-0537
		Steering Damper	B22-0246	N/A

Year	Application	Setting	Front	Rear
MERCEDES BENZ (cont.)				
600				
63-68	Limousine	HD	B46-0506	B60-0516
190c, 190Dc				
61-65	To 6/65	HD	B36-0527	B46-0537
		Steering Damper	B22-0246	N/A
220Eb				
60-65		HD	B36-0527	B46-0537
	Coupe & Cabriolet	Steering Damper	B22-0246	N/A
220b, 220sb				
59-65	To 7/65	HD	B36-0527	B46-0537
		Steering Damper	B22-0246	N/A
180, 180D, 190, 190D				
55-61		HD	B46-0002	B46-0012
		Steering Damper	B22-0246	N/A
219, 220				
55-61		HD	B46-0002	B46-0012
		Steering Damper	B22-0246	N/A
220a, 220S, 220SE, 220Ca				
57-60		HD	B46-0002	B46-0012
		Steering Damper	B22-0246	N/A
190SL				
55-59		HD	B46-0002	B46-0012
		Steering Damper	B22-0246	N/A
Series W109				
300SE				
65-72	Coupe & Cabriolet	HD	B36-0507	B46-0534
		Steering Damper	B22-0246	N/A
300SEL				
65-72		HD	B36-0507	B46-0534
		Steering Damper	B22-0246	N/A
300SE				
61-65	Coupe & Cabriolet	HD	B36-0507	B46-0534
		Steering Damper	B22-0246	N/A
300SEL				
61-65		HD	B36-0507	B46-0534
		Steering Damper	B22-0246	N/A
Series W113				
230SL, 250SL, 280SL				
63-71		HD	B36-0529	B46-0539
		Steering Damper	B22-0246	N/A

(L) - Left side (R) - Right side

PASSENGER CAR LISTINGS

Year	Application	Setting	Front	Rear
MERCEDES BENZ (cont.)				
Series W114/W115				
200, 200D, 220, 220D, 300D, 230, 250, 250C, 250CE, 230.4, 230.6, 240D, 280, 280C, 280CE, 280E				
73-76		Steering Damper	B22-0246	N/A
68-76		C	B36-0525	B46-0535
		HD	B36-0526	B46-0536
Series W116				
280S, 280SE, 280SEL, 300SD, 350SE, 450SE, 450SEL, 350SEL, 450SEL 6.9, 500SEL				
73-80	Except hydropneumatic	HD	B36-0705	B46-0511
		Steering Damper	B22-0246	N/A
72-80	Except hydropneumatic; From 7/72	C	B36-0706	B46-1184
Series W123				
200, 230, 230E, 250, 280E, 280CE, 200D, 220D, 240D, 300D, 300CD, 300TD, 300TD Turbo				
78-85	Except self leveling system	Steering Damper	B22-0246	N/A
76-85	Except self leveling system	C	B36-0703	B46-0713
		HD	B36-0704	B46-0714
Series W124 (E-Class)				
200, 230E, 260E, 300E, 200D, 250D, 300D, 300D Turbo, E420				
92-95		C	V36-4050	B36-1388
83-95		HD	V36-0361	B36-1385
		SP	V36-0365 ^[1]	B36-1470 ^[2]
83-91		C	V36-0185	B36-1518
Series W124C (E-Class)				
230, 300CE				
87-95		C	V36-0190	B36-1668
		HD	V36-0361	B36-1385
Series W126 (S-Class)				
280S, 280SE, 300SD, 380SE, 380SEL, 380SEC, 500SE, 500SEL, 500SEC, 260SE, 300SE, 300SDL, 420SE, 420SEL, 560SEL, 560SEC				
79-91	Except hydropneumatic or self leveling rear; From 10/79	C	B36-1183	B46-1184
		HD	B36-0501	B46-0511
		Steering Damper	B22-0246	N/A
Series W140 (S-Class)				
300SE, 400SE, 500SEL, 300SD, 600SEL				
92-99		HD	B36-1706	B46-1707
Series W170 (S-Class)				
SLK230				
97-00		HD	BE3-2464	BE3-2465
		SP	BE3-2525	BE3-2526
Series W201				
190, 190E, 190D Except 190E 2.3-16				
83-93		C	V36-0199	B36-1405
		HD	V36-0362	B36-1384
		SP	V36-0365 ^[1]	B36-1470 ^[2]

Year	Application	Setting	Front	Rear
MERCEDES BENZ (cont.)				
190E 2.3-16				
83-91		SP	V36-0365 ^[1]	N/A
Series W202 (C-Class)				
180, 200, 220, 250, 280				
93-99		HD	B36-1856	B36-1857
		SP	B36-1854	B36-1855
Series W208 (C-Class)				
CLK320, CLK430				
98-00		HD	BE3-2598	B36-1857
		SP	BE3-2599	B36-1855
Series W210 (E-Class)				
E200, E320, E420, E220D, E300D, E300TD				
96-99		HD	B36-2154	B36-2155
		SP	B36-2156	B36-2157
MERCURY				
Full Size: Monterey, Marquis, Gran Marquis, Colony Park				
74-00		C	B46-1497	B46-1498 ^[1]
		HD	B46-1495	B46-1496 ^[1]
Capri RS				
79-86		HD	N/A	B46-2148-H1
Cougar Except XR-7				
89-97		HD	B46-1505 ^[17]	B46-1506 ^[17]
87-88		HD	N/A	B46-1041
Cougar XR-7				
80-86		HD	V36-0088	B46-1041 ^[18]
Cougar Except XR-7				
81-82		HD	N/A	AK2288 ^[18]
74-79		HD	B46-1495	B46-1496
NISSAN/DATSUN				
300ZX				
90-95	Z32 Chassis	HD	B46-1481(L) B46-1482(R)	B46-1483
84-88	Except Turbo	HD	P30-0264 ^[17]	B46-1116
	Turbo	HD	P36-0262 ^[17]	B46-0062
Stanza				
82-84		HD	P30-0261	P30-0271
OLDSMOBILE				
Full Size: Delta 88, 98				
77-87	RWD; Sedan	HD	B46-1104	B46-0929
Full Size: Delta 88, 98, Custom Cruiser				
77-87	RWD; Wagon	HD	B46-1104	N/A
Cutlass Ciera All models				
82-94		HD	S36-0203	B46-1019
Cutlass Cruiser, Cutlass Supreme Cruiser, Vista Cruiser				
78-87	Wagon	HD	B36-0949	B46-0929
73-77	Wagon	HD	B36-0949	N/A
Cutlass, Cutlass Calais, Cutlass Supreme All Models Except Cutlass Ciera				
73-87	Except Wagon	HD	B36-0949	B46-0929

(L) - Left side (R) - Right side ^[1] Recommended for use if shorter springs are installed.

^[2] Recommended for use if shorter springs are installed. On cars with coilover rear suspension, some rear shocks allow ride height adjustability.

^[1] Except self leveling system.

^[18] Vertical location shocks only. Horizontal location shocks N/A.

^[17] Does not replace electronically adjustable system.

PASSENGER CAR LISTINGS

Year	Application	Setting	Front	Rear
OLDSMOBILE (cont.)				
Cutlass, Supreme, F85				
67	Except Wagon; Except HD Rear	HD	AK2079	AK2080
64-66	Except Wagon	HD	AK2079	AK2080
Omega				
80-84		HD	S36-0203	B46-1019
PONTIAC				
Full Size: Catalina, Bonneville, Executive, Parisienne, Safari				
63-89	Wagon	HD	B46-1104	B46-0929
Full Size: Parisienne				
82-87	Except Wagon	HD	B46-1104	B46-0929
6000 STE				
84-88		HD	S36-0203	N/A
6000 Except STE				
82-88		HD	S36-0203	B46-1019
Bonneville				
82-86		HD	B36-0949	B46-0929
Firebird Including Trans Am				
93-00		HD	B46-1913	B46-1914
82-92		HD	S36-0201	B46-1121
		SP	S36-0201	B46-1021 ^[2]
77-81		HD	B46-1104	B46-0156
70-76		HD	BE3-2972	B46-0156
68-69		HD	BE3-2972	N/A
Grand Prix				
73-87		HD	B36-0949	B46-0929
LeMans, Tempest, Grand AM				
73-81	Except Wagon	HD	B36-0949	B46-0929
LeMans, Tempest				
73-77	Wagon	HD	B36-0949	N/A
LeMans, GTO				
70-72		HD	AK2070	B46-0929
Lemans, GTO				
67	Except HD Rear	HD	AK2079	AK2080
64-66		HD	AK2079	AK2080
Phoenix				
80-84		HD	S36-0203	B46-1019
Bilstein Tuned Suspension				
Firebird				
93-00	V8	BTS	BTS-7501	
PORSCHE				
356B, 356C				
58-65		HD	B46-0164	B46-0174
911 (996)				
98-00		HD	VN7-4612	BE5-2993
		SP	VN7-4613	BE5-2994

Year	Application	Setting	Front	Rear
PORSCHE (cont.)				
911 Carrera, 911 Carrera 4, 911 Turbo Carrera				
95-98	993	HD	VE3-4692-H0(L) VE3-4693-H0(R)	BE5-6130-H0(L) BE5-6131-H0(R)
911 (964) Carrera 2 & Carrera 4				
91-93		HD	V36-0384(L) ^[23] V36-0385(R) ^[23]	B46-1547 ^[23]
89-90		HD	V36-0384(L) ^[23] V36-0385(R) ^[23]	B46-1735 ^[23]
911, Carrera, 930 Turbo				
73-88		HD	V36-0127(L) ^[20] V36-0128(R) ^[20]	B46-0169
928				
78-88	Except OE Bilstein	HD	N/A	B46-0974 ^[22]
84-86	With OE Bilstein	HD	B46-0966 ^[22]	B46-0974 ^[22]
944				
85-88	Turbo	HD	N/A	B36-2052
Boxster (986)				
97-00		HD	VN7-4621	VN3-4622
		SP	VN7-4623	VN3-4624
Professional Suspension Systems				
911 Carrera, 911 Carrera 4, 911 Turbo Carrera				
95-98	993 Coupe	PSS9	GM5-8044-H0	
With OE Bilstein (Green Housing)				
911				
73-89		HD	R36-5001 ^[24]	B46-0169
		RALLYE	N/A	B46-0180
		SP	RE3-5050 ^[24]	B46-0975 ^[11]
930 Turbo				
75-84	3.3L	HD	R36-5001 ^[24]	B46-0169
		SP	RE3-5049 ^[24]	B46-0975
912				
75-79		HD	R36-5001 ^[24]	B46-0169
		RALLYE	N/A	B46-0180
		SP	RE3-5050 ^[24]	B46-0975 ^[11]
With OE Boge (Black Housing)				
911				
85-89	From 4/85	HD	P36-0114	B46-0169
		SP	P36-0115	B46-0975
911 Carrera, 930 Turbo Carrera				
73-85	To 3/85	HD	P36-0112	B46-0169
		RALLYE	N/A	B46-0180
		RALLYE/SP	P36-0115	B46-0975
		SP	P36-0113	B46-0169
911 Except Carrera				
73-85	2.3L, 2.7L, 3.0L; To 3/85	HD	P36-0112	B46-0169
		RALLYE	N/A	B46-0180
		RALLYE/SP	P36-0115	B46-0975
		SP	P36-0113	B46-0169

(L) - Left side (R) - Right side

^[2]Recommended for use if shorter springs are installed. On cars with coilover rear suspension, some rear shocks allow ride height adjustability.

^[11]Except self leveling system. ^[20]Replaces OE struts.

^[22]To ensure proper ride height, installation should be performed by a Porsche dealer who will have the appropriate equipment and parts. Cars not equipped with OE height adjustable Bilstein front shocks may require additional parts.

^[23]Threaded body shocks & struts.

^[24]They cannot be used in damaged struts, or in struts in which another type of cartridge has been installed. If strut is damaged, or worn internally replacement of the complete strut is necessary.

PASSENGER CAR LISTINGS

Year	Application	Setting	Front	Rear
PORSCHE (cont.)				
911				
68-72	From 10/68	HD	P36-0112	B46-0167 ^[1]
		SP	P36-0113	B46-0167 ^[1]
65-68	To 9/68	HD	P36-0111	B46-0167 ^[1]
912				
73-85	To 3/85	HD	P36-0112	B46-0169
		RALLYE	N/A	B46-0180
		RALLYE/SP	P36-0115	B46-0975
		SP	P36-0113	B46-0169
914				
69-76		HD	P36-0112	B46-0179
		SP	P36-0113	B46-0179
924 All Models				
84-87	From 9/84	HD	P30-0104	B36-2052
76-84	To 8/84	HD	P30-0104	B36-0161
944				
85-86	Coupe; Except Turbo	HD	P30-0104	B36-2052
82-84	Coupe; Except Turbo	HD	P30-0104	B36-0161
SAAB				
9-3				
98-00	Sedan	SP	PE3-3105	BE5-2758
9-5				
98-00	Sedan, Coupe	HD	VE3-4371	BE3-2708
		SP	VE3-4388	BE3-2709
99				
78-84	From 8/78	HD	N/A	B46-0397
900 All Models				
94-97		HD	PE3-3093	BE5-2538
78-93	From 7/78	HD	B46-0387	B46-0397
9000 All Models				
88-97		HD	V36-4034	B36-1785
TOYOTA				
Corolla				
79-83		HD	P30-0098	B46-0319
MR2				
90-95		HD	V36-4017(L) V36-4018(R)	V36-4019(L) V36-4020(R)
Supra				
93-98	ZA80 Chassis; From 5/93	HD	B46-1792	B46-1793
86-91	3.0L; From 86 1/2	HD	B46-1125	B46-1126
Professional Suspension Systems				
Celica				
99-01		PSS	In Development	
VOLKSWAGEN				
Beetle				
98-01		HD	VE3-4407 ^[1]	BE3-2543 ^[1]
		SP	VE3-4408 ^[1] ^[15]	BE3-2544 ^[2] ^[15]

Year	Application	Setting	Front	Rear
VOLKSWAGEN (cont.)				
Cabrio				
94-01		HD	VE3-4395	B36-1524
		SP	VE3-4396	B36-1529
Cabriolet				
79-93		C	P30-0137 ^[26]	B46-0921 ^[25]
		HD	V36-0101 ^[1]	B46-0921 ^[2] ^[25]
		SP	P30-0032 ^[1]	B46-0657 ^[2] ^[25]
Corrado Except VR6				
94-95		HD	VE3-4391	B36-1417
		SP	VE3-4392	B36-1553
Corrado VR6				
92-95		HD	VE3-4391	B36-1524
		SP	VE3-4392	B36-1529
Corrado Except VR6				
90-93		HD	V36-0214	B36-1417
Eurovan T4				
93-96		HD	B46-1911	B46-1912
Fox				
87-93		HD	P30-3005	N/A
Golf IV, Jetta IV				
99-00		HD	VE3-4407 ^[15]	BE3-2543 ^[15]
		SP	VE3-4408 ^[1] ^[15]	BE3-2544 ^[2] ^[15]
Golf III, Jetta III VR6				
96-99		HD	VE3-4391	B36-1524
		SP	VE3-4392	B36-1529
93-95		SP	VN3-4172 ^[1]	B36-1529 ^[2]
Golf III, Jetta III Except VR6				
93-99		HD	VE3-4395	B36-1524
		SP	VE3-4396	B36-1529
Golf II including GTI-16 Valve				
85-92		HD	P30-0102	B36-0654 ^[25]
		SP	V36-0104 ^[1]	B36-0656 ^[2] ^[25]
Jetta				
79-84		HD	P30-0137 ^[26] V36-0101 ^[1]	B46-0921 ^[25] B46-0921 ^[2] ^[25]
		SP	P30-0032 ^[1]	B46-0657 ^[2] ^[25]
Jetta II				
85-92		HD	P30-0102	B36-0654 ^[25]
		SP	V36-0104 ^[1]	B36-0656 ^[2] ^[25]
Passat				
00	Except Synchro; 1.8L, 2.8L; Model up to VIN # 121221	HD	B36-2079	BE3-2532
		SP	B36-2081 ^[1]	BE3-2533
98-99	Except Synchro; 1.8L, 2.8L	HD	B36-2079	BE3-2532
		SP	B36-2081 ^[1]	BE3-2533
Passat Except VR6				
92-94	From 10/92	HD	V36-4058	B36-1597
90-92	To 9/92	HD	V36-0406	B36-1597

(L) - Left side (R) - Right side ^[1] Recommended for use if shorter springs are installed.

^[2] Recommended for use if shorter springs are installed. On cars with coilover rear suspension, some rear shocks allow ride height adjustability.

^[1] Except self leveling system. ^[15] Re-install original equipment hardware.

^[25] Re-use original protective boot and bump stop. If original parts are missing, purchase correct parts from VW dealer. Failure to re-install proper parts will result in damage to shock and to vehicle.

^[26] Recommended for standard (OE) springs only.

PASSENGER CAR LISTINGS

Year	Application	Setting	Front	Rear
VOLKSWAGEN (cont.)				
Quantum				
83-88	From Chassis #32 D 155758; Except Synchro; To 3/88	HD	P30-3005	B36-0030 ²⁸
Rabbit Including GTI				
76-84		HD	P30-0137 ²⁸ V36-0101 ¹¹	B46-0921 ²⁸ B46-0921 ²¹ ²⁸
		SP	P30-0032 ¹¹	B46-0657 ²¹ ²⁸
Rabbit				
74-75		HD	P30-0137 ²⁸ V36-0101 ¹¹	B46-0921 ²⁸ B46-0921 ²¹ ²⁸
		SP	P30-0032 ¹¹	B46-0657 ²¹ ²⁸
Scirocco All Models				
76-89		HD	P30-0137 ²⁸ V36-0101 ¹¹	B46-0921 ²⁸ B46-0921 ²¹ ²⁸
		SP	P30-0032 ¹¹	B46-0657 ²¹ ²⁸
74-75		HD	P30-0137 ²⁸ V36-0101 ¹¹	B46-0921 ²⁸ B46-0921 ²¹ ²⁸
		SP	P30-0032 ¹¹	B46-0657 ²¹ ²⁸
Type 1: Super Beetle				
75-80	From 8/75	HD	P30-0104	B46-0034
Type 1: Beetle & Karmann Ghia				
67-77	Ball joint front; CV axle rear - IRS; From 8/67	HD	B46-0620 ²⁸	B46-0034
Type 1: 1200, 1300, 1500 Beetle & Karmann Ghia				
65-67	Ball joint front; Swing axle rear; From 8/65; To 8/67	HD	B46-0620 ²⁸	B46-0040
Type 1: 1200 Beetle, Karmann Ghia, Safari				
53-65	Link pin front; Swing axle rear; To 7/65	HD	B46-0032	B46-0040
Type 181: Thing				
67-77	Ball joint front; CV axle rear - IRS; From 8/67	HD	B46-0620 ²⁸	B46-0034

Year	Application	Setting	Front	Rear
VOLKSWAGEN (cont.)				
Professional Suspension Systems				
Beetle				
98-01		PSS	HE5-8064	
		PSS9	GM5-8065	
Golf IV, Jetta IV				
99-01	2WD	PSS	HE5-8064	
		PSS9	GM5-8065	
Golf III, Jetta III				
93-99	Except Synchro	PSS	S00-8055	
		PSS9	S03-8056	
VOLVO				
121, 122S				
57-73	Except Wagon	HD	B46-0283	B46-0293
240, 242, 244, 245, 262, 264, 265				
75-93		HD	P36-0081 ²⁸	B46-0296
740, 760, 780				
84-90	From 5/84	HD	P36-0292 ²⁸	B36-1274 ¹¹
850 Except T5				
94-98		HD	VN3-4358	B36-1640 ¹¹
850				
91-93		HD	V36-4015	B36-1640 ¹¹
940, 960				
91-94		HD	P36-0292 ²⁸	B36-1274 ¹¹
P1800, P1800E, P1800ES				
57-73		HD	B46-0283	B46-0293
S70, V70				
97-99		HD	VN3-4358	B36-1640 ¹¹

LIGHT TRUCKS, UTILITY VEHICLES & VANS LISTINGS

Year	Application	Setting	Front	Rear
CADILLAC				
Utility 4WD (Standard Suspension)				
Escalade				
99-00		C	BE5-2424	BE5-2425
		HD	B46-2178	B46-2179

Year	Application	Setting	Front	Rear
CHEVROLET				
Mini-Van (M Series-Standard Suspension)				
Astro				
85-01	2WD	HD	B46-1104	B46-1047
90-01	AWD	HD	B46-2136	B46-1047
Mini-Van (U Series-Standard Suspension)				
Lumina APV				
89-95		HD	S36-0203	B46-1019 ¹⁹

¹¹ Recommended for use if shorter springs are installed.

²¹ Recommended for use if shorter springs are installed. On cars with coilover rear suspension, some rear shocks allow ride height adjustability.

¹¹ Except self leveling system. ¹⁹ Replacement unit is a conventional shock. Leveling system will not function when this shock is installed.

²⁸ Re-use original protective boot and bump stop. If original parts are missing, purchase correct parts from VW dealer. Failure to re-install proper parts will result in damage to shock and to vehicle.

²⁸ Recommended for standard (OE) springs only. ²⁸ These shocks must be used with original VW upper mount assembly.

²⁹ Must use OE spacer {1229423-7} if equipped with original equipment gas shocks.

LIGHT TRUCKS, UTILITY VEHICLES & VANS LISTINGS

Year	Application	Setting	Front	Rear
CHEVROLET (cont.)				
Pickup 2WD (Lifted Suspension)				
C1500				
88-98		5100	BE5-6210-H0 ⒶⒶ ⒸⒸ ⒺⒺ	BE5-1698 ⒺⒺ
			BE5-6210-H0	BE5-6137-H0 ⒶⒶ ⒺⒺ
Pickup 2WD (Lowered Suspension)				
C1500				
88-98		HD	AK2083 ⒺⒺ	B46-2171 ⒺⒺ
Pickup 2WD (Standard Suspension)				
C2500				
99-01		HD	In Development	
Silverado C1500				
99-01		C	BE5-2906	BE5-2907
		HD	BE5-2902	BE5-2903
C1500, C2500				
88-98		C	B46-2033	B46-1453
		HD	B46-1697	B46-1698
C3500 Except HD Model				
88-98		C	B46-2033	B46-1453
		HD	B46-1697	B46-1698
C10				
73-87		HD	B46-1185	B46-0933
C20				
73-87	Crew Cab	HD	B46-1185	B46-1587
	Except Crew Cab	HD	B46-1185	B46-0933
C10, C20				
67-72	Coil spring rear	HD	B46-1185	N/A
	Leaf spring rear	HD	B46-1185	N/A
C30				
73-87		HD	B46-1185	B46-1587
63-72	Except 157" wheel base	HD	B46-1185	N/A
R10				
87-91		HD	B46-1185	B46-0933
R20				
87-91	Except Crew Cab	HD	B46-1185	B46-0933
R20, R30				
87-91	Crew Cab	HD	B46-1185	B46-1587
S10 Pickup				
82-01		HD	B46-1307	B46-1681
Pickup 4WD (Lifted Suspension)				
K1500				
88-98		5100	BE5-6139-H0 ⒶⒶ	BE5-6137-H0 ⒶⒶ ⒺⒺ
Pickup 4WD (Standard Suspension)				
K2500				
99-01		HD	BE5-6081	BE5-6082
Silverado K1500				
99-01		HD	BE5-2904	BE5-2905

Year	Application	Setting	Front	Rear
CHEVROLET (cont.)				
K1500				
88-98		C	BE5-2503	B46-2087
		HD	B46-2040	B46-2043
K2500, K3500				
88-98		HD	BE5-2560	BE5-2568
K30				
77-87		HD	AK2042	AK2043
K10, K20				
73-87		HD	B46-0923	B46-0933
69-72		HD	B46-0923	N/A
S10 Pickup				
82-01	Except ZR2 Suspension	HD	B46-1410	B46-1681
94-99	With ZR2 Suspension; From 94 1/2	HD	B46-1818	B46-1819
V10, V20				
87-91		Auxiliary	B46-1026	N/A
		HD	B46-0923	B46-0933
V30				
87-91	Crew Cab	HD	AK2042	AK2043
Step Van (P Series-Standard Suspension)				
P10, P20, P30				
84-01		Steering Damper	BE3-2645 ⒺⒺ	N/A
73-99		C	B46-2137 ⒺⒺ	B46-1587
		HD	B46-1173 ⒺⒺ	B46-1587
P10				
63-72		HD	B46-1173	N/A
Utility 2WD (Lifted Suspension)				
Tahoe				
95-99	2 Door	5100	BE5-6210-H0 ⒶⒶ ⒸⒸ ⒺⒺ	BE5-2502 ⒸⒸ
			BE5-6210-H0 ⒶⒶ ⒸⒸ	BE5-6137-H0 ⒶⒶ ⒺⒺ
	4 Door	5100	BE5-6210-H0 ⒶⒶ ⒸⒸ	B46-2179 ⒸⒸ
			BE5-6210-H0 ⒶⒶ ⒸⒸ	BE5-6254-H0 ⒶⒶ ⒺⒺ
Blazer (Full Size)				
92-94	2 Door	5100	BE5-6210-H0 ⒶⒶ ⒸⒸ	BE5-2502 ⒸⒸ
			BE5-6210-H0 ⒶⒶ ⒸⒸ	BE5-6137-H0 ⒶⒶ ⒺⒺ
Suburban 1500				
92-99	4 Door	5100	BE5-6210-H044,60B46-224869	
			BE5-6210-H044,62BE5-6137-H045,72	
		5100	BE5-6210-H0 ⒶⒶ ⒸⒸ	B46-2248 ⒸⒸ
			BE5-6210-H0 ⒶⒶ ⒸⒸ	BE5-6137-H0 ⒶⒶ ⒺⒺ
Utility 2WD (Standard Suspension)				
Tahoe				
00-01	4 Door	N/A	In Development	
97-99	2 Door	HD	BE5-2422	BE5-2415
95-99	4 Door	HD	BE5-2670	BE5-2672
Blazer (Full size)				
73-87		HD	B46-1185	B46-0933
69-72		HD	B46-1185	N/A
El Camino				
73-87		HD	B36-0949	B46-0929 ⒺⒺ

ⒺⒺ Replacement unit is a conventional shock. Leveling system will not function when this shock is installed.

ⒶⒶ 4 - 6" Lowered rear, flip kit with lower mount extension.

ⒸⒸ Except I-beam front suspension.

ⒶⒶ Applies to upper A-arm type lift only.

ⒶⒶ Compression bump stop on chassis may need to be modified to prevent damage to the shock absorber.

ⒶⒶ Shocks are banded compressed to aid installation.

ⒺⒺ Front 3" Lift.













ⒺⒺ Front 6" Lift.

ⒶⒶ Front 4-6" Lift.


ⒶⒶ Rear 0-1" Lift.


ⒶⒶ Rear 2-4" Lift.

LIGHT TRUCKS, UTILITY VEHICLES & VANS LISTINGS

Year	Application	Setting	Front	Rear
CHEVROLET (cont.)				
S10 Blazer				
82-99		HD	B46-1307	B46-1413
Suburban				
00-01		N/A	In Development	
Suburban 1500				
92-99		C	BE5-2416	BE5-2417
		HD	B46-2247	B46-2248
Suburban 2500				
92-99		HD	BE5-2422	BE5-2423
Suburban				
73-91		HD	B46-1185	B46-0933
Utility 4WD (Lifted Suspension)				
Tahoe				
95-99	2 Door	5100	BE5-6139-H0 	BE5-6137-H0  
	4 Door	5100	BE5-6139-H0 	BE5-6254-H0  
Blazer (Full Size)				
92-94	2 Door	5100	BE5-6139-H0 	BE5-6137-H0  
Suburban 1500				
92-99	4 Door	5100	BE5-6139-H0 	BE5-6137-H0  
Utility 4WD (Standard Suspension)				
Tahoe				
00-01	4 Door	N/A	In Development	
95-99	2 Door	HD	BE5-2501	BE5-2502
	4 Door	C	BE5-2412	BE5-2413
		HD	B46-2178	B46-2179
Blazer (Full size)				
92-94	2 Door	HD	BE5-2501	BE5-2502
80-91	2 Door	Auxiliary	B46-1026	N/A
73-91	2 Door	HD	B46-0923	B46-0933
69-72		HD	B46-0923	N/A
S10 Blazer				
95-99	With ZR2 Suspension	HD	B46-1852	B46-2194
82-99	Except ZR2 Suspension	HD	B46-1412	B46-1413
		SP	AK2040	AK2041
Suburban				
00-01		N/A	In Development	
Suburban 1500				
92-99		HD	BE5-2420	BE5-2421
		SP	B46-2041	B46-2042
Suburban 2500				
92-99		HD	BE5-2418	BE5-2419
Suburban				
73-91		Auxiliary	B46-1026	N/A
		HD	B46-0923	B46-0933
Van (G Series-Standard Suspension)				
Express 1500				
96-00		HD	BE5-2565	BE5-2481
Express 2500				
96-00	GWW over 7300 lbs.	HD	BE5-2565	BE5-2570
	GWW to 7300 lbs.	HD	BE5-2565	BE5-2481
Express 3500				
96-00		HD	BE5-2565	BE5-2570

Year	Application	Setting	Front	Rear
CHEVROLET (cont.)				
G10, G20				
78-96		HD	B46-1025	B46-1026
71-77		HD	B46-1025	N/A
G30				
78-96	Except dual rear wheels	HD	B46-1025	B46-1026
75-96	Dual rear wheels	HD	B46-1025	B46-1141
71-77	Except dual rear wheels	HD	B46-1025	N/A
DODGE				
Pickup 2WD (Standard Suspension)				
D100, D150				
72-93		HD	B46-0925	N/A
D200, D250				
88-93	Diesel Engine	HD	BE5-2514	BE5-2504
72-93	Gas Engine; Crew Cab w/165" wheelbase, heavy package w/165" wheelbase, 9000 lbs. and over GVW	HD	BE5-2514	BE5-2504
	Gas Engine; Except Crew Cab w/165" wheelbase, Except heavy package w/165" wheelbase, Except 9000 lbs. and over GVW	HD	B46-0925	BE5-2504
D300, D350				
72-93		HD	BE5-2514	BE5-2504
D50, Ram 50				
79-91		HD	B36-0949	B46-0257
Dakota				
97-00	Except Quad Cab	HD	AK1213	AK1214
86-96	Except Quad Cab	HD	B36-2174	B46-2175
Ram				
94-00	Except Solid axle front	HD	B46-1907	B46-1908
Pickup 4WD (Standard Suspension)				
Dakota				
97-00	Except Quad Cab	HD	BE5-2617	BE5-2618
86-96	Except Quad Cab	HD	B36-2176	B46-2177
Ram				
94-00	GWW 6400 lbs. to 7500 lbs.	HD	B46-2129	B46-2130
	GWW over 8400 lbs.	HD	BE5-2549	BE5-2550
Ram 50				
82-91		HD	B36-0949	B46-0258
Utility 2WD (Standard Suspension)				
AD100 (Ramcharger)				
72-94		HD	B46-1828	B46-1829
Durango				
98-00		HD	In Development	
Utility 4WD (Standard Suspension)				
Durango				
98-00		HD	BE5-2617	BE5-2790
Van (Standard Suspension)				
B100, B150, B200, B250				
70-00		HD	B46-0925	B46-1137

 Compression bump stop on chassis may need to be modified to prevent damage to the shock absorber.

 Front 4-6" Lift.

 Rear 2-4" Lift.

LIGHT TRUCKS, UTILITY VEHICLES & VANS LISTINGS

Year	Application	Setting	Front	Rear
DODGE (cont.)				
B300, B350				
70-00		HD	B46-0925 ^④ B46-1401 ^③	B46-1137 B46-1137
FORD				
Mini-Van (Standard Suspension)				
Aerostar				
89-98	Except AWD	HD	AK1088	AK1089
85-88	Except AWD	HD	AK1088	AK1081
Pickup 2WD (Lifted Suspension)				
F150				
97-01		5100	BE5-6092-H0 ^{④③⑥②} BE5-2479 ^③ BE5-6092-H0 ^{④③⑥②} BE5-6093-H1 ^{④⑤⑦②}	
85-96		5100	BE5-6243-H0 ^{④⑤⑥①} BE5-6244-H0 ^{④⑤⑥⑥}	
Ranger				
83-97		5100	BE5-6215-H0 ^{④⑤⑥③} BE5-2792 ^⑥ BE5-6215-H0 ^{④⑤⑥③} BE5-6216-H0 ^{④⑤⑦①}	
Pickup 2WD (Lowered Suspension)				
F150 Except Lightning				
85-96		HD	B46-2172 ^{⑦①}	B46-2173 ^{③②}
Lightning				
93-95		HD	B46-2172 ^{⑦①}	AK2290 ^{③②}
Pickup 2WD (Standard Suspension)				
F150				
97-00		HD	BE5-2478	BE5-2479
F150 Except Lightning				
85-96		HD	B46-1328	B46-1329
Lightning				
93-95		HD	AK1289	AK1290
F150				
80-84		HD	B46-1328	B46-1327
F150 Super Crew				
01		HD	BE5-2571	BE5-2479
F250				
97-00	Light duty Model; Except air-leveling	HD	BE5-2478	AK2283
80-98		HD	B46-1328	B46-1329
F250 Superduty				
99-00		HD	BE5-2815	BE5-2816
F350				
85-98	Dual rear wheels	HD	B46-1328	B46-1327
80-98	HD Model; Except dual rear wheels	HD	B46-1328	B46-1329
F350 Superduty				
99-01	Wheelbase dependent 141, 162, and 176 inch	HD	BE5-2815	In Development
	Wheelbase dependent 142, 156, 158 and 172 inch	HD	BE5-2815	BE5-2816
F450 Superduty				
93-98	GWW 15,000	HD	AK1192	AK1193
88-93	GWW 14,000	HD	AK1191	AK1193

Year	Application	Setting	Front	Rear
FORD (cont.)				
Ranger				
98-01		HD	BE5-2791	BE5-2792
90-97		HD	B46-2236	B46-2283
83-89		HD	B46-1017	B46-1018
Ranger Trailhead, Ranger Edge				
01		HD	BE5-2794	BE5-2795
Pickup 4WD (Lifted Suspension)				
F150				
80-96		5100 Auxiliary	BE5-6243-H0 ^{④⑤⑥①} BE5-6244-H0 ^{④⑤⑦②} BE5-6238-H0 ^{④⑤⑥①}	
F250, F350				
99-01		5100	BE5-6245-H0 ^{④⑤⑥④} BE5-6246-H0 ^{⑦②}	
Ranger				
83-97		5100	BE5-6215-H0 ^{④⑤⑥③} BE5-6216-H0 ^{⑥③}	
Pickup 4WD (Standard Suspension)				
F150				
97-00	Including Off-Road package	HD	BE5-2489	BE5-2490
80-96		Auxiliary HD	B46-1616 B46-1328	N/A B46-1618
F150 Super Crew				
01		HD	BE5-2574	BE5-2490
F250				
97-00	Light duty Model; Except air-leveling	HD	BE5-2489	AK2284
87-98	HD Model	HD	B46-1617	B46-1618
82-86	HD Model; From 3/82	HD	B46-1615	B46-1618
F250 Superduty				
99-00		HD	BE5-2818	BE5-2819
F350				
86-98		HD	B46-1617	B46-1618
82-85		HD	B46-1615	B46-1618
F350 Superduty				
99-00		HD	BE5-2818	BE5-2819
Ranger				
98-01		HD	BE5-2794	BE5-2795
90-97		HD	B46-2236	B46-2335
83-89		HD	B46-1017	B46-2335
Utility 2WD & 4WD (Standard Suspension)				
Bronco II				
90		HD	B46-2236	B46-2283
89	From 2/89; To 6/89	HD	B46-1017	B46-2283
83-89	To 1/89	HD	B46-1017	B46-1018
Explorer Sport Trac				
01		HD	B46-2133	In Development
Utility 2WD (Standard Suspension)				
Excursion				
99-00		HD	BE5-6206-H0	BE5-6207-H0
Expedition				
97-00	Air-leveling	HD	BE5-2571	BE5-2572
	Except air-leveling	HD	BE5-2571	BE5-2573

^③ Front axle 4000 lbs. and over. ^④ Front axle less than 4000 lbs. ^⑦ 3" Lowered front, utilized drop I-beam. ^⑧ 4" Lowered rear, lowered shackles.
^④ Applies to upper A-arm type lift only. ^⑤ Compression bump stop on chassis may need to be modified to prevent damage to the shock absorber.
^{⑥②} Front 3" Lift. ^{⑥①} Front 4" Lift. ^{⑥②} Front 6" Lift. ^{⑥④} Front 4-6" Lift. ^{⑥⑤} Front 4-5" Lift. ^{⑥⑥} Rear 2" Lift. ^{⑥⑨} Rear 0-1" Lift. ^{⑦②} Rear 0-2" Lift.
^{⑦①} Rear 1-3" Lift. ^{⑦②} Rear 2-4" Lift.

LIGHT TRUCKS, UTILITY VEHICLES & VANS LISTINGS

Year	Application	Setting	Front	Rear
FORD (cont.)				
Explorer				
95-00		HD	B46-2131	B46-2132
	4 Door	Axle wrap	N/A	B36-2135
90-94		HD	B46-1568	B46-1569
Ranchero				
72-79		HD	B46-1104	B46-1498
Utility 4WD (Lifted Suspension)				
Bronco (Full size)				
80-96		5100	BE5-6243-H0 ⁴⁵ ⁶¹	BE5-6244-H0 ⁴⁵ ⁶⁸
Excursion				
00-01		5100	BE5-6245-H0 ⁴⁵ ⁶⁴	In Development
Utility 4WD (Standard Suspension)				
Bronco (Full size)				
86-96		Auxiliary	B46-1616	N/A
80-96		HD	B46-1328	B46-1327
Excursion				
99-00		HD	BE5-6208-H0	BE5-6209-H0
Expedition				
97-00	Air-leveling	HD	N/A	BE5-2573
	Except air-leveling	HD	BE5-2574	BE5-2575
Explorer				
95-00	Except air-leveling	Axle wrap	N/A	B36-2135
		HD	B46-2133	B46-2134
90-94	Except air-leveling	HD	B46-1568	B46-1569
Van (Standard Suspension)				
E100, E150				
92-00		HD	B46-1719	B46-1720
75-91		HD	B46-1325	B46-1326
E200, E250, E300, E350				
92-00		HD	B46-1613	B46-1614
GMC				
Mini-Van (M Series-Standard Suspension)				
Safari				
85-00	2WD	HD	B46-1104	B46-1047
90-00	4WD	HD	B46-2136	B46-1047
Pickup 2WD (Lifted Suspension)				
C1500				
88-98		5100	BE5-6210-H0 ⁴⁴ ⁴⁶ ⁶⁰	BE5-1698 ⁶⁹
			BE5-6210-H0 ⁴⁴ ⁴⁶ ⁶²	BE5-6137-H0 ⁴⁵ ⁷²
Pickup 2WD (Lowered Suspension)				
C1500				
88-98		HD	AK2083 ⁸⁰	B46-2171 ⁸¹
Pickup 2WD (Standard Suspension)				
C1500 Sierra				
99-01		C	BE5-2906	BE5-2907
		HD	BE5-2902	BE5-2903
C2500				
99-00		N/A	In Development	

Year	Application	Setting	Front	Rear
GMC (cont.)				
C-Series Sierra				
88-98		C	B46-2033	B46-1453
		HD	B46-1697	B46-1698
C1500				
73-87		HD	B46-1185	B46-0933
C2500				
73-87	Crew Cab	HD	B46-1185	B46-1587
	Except Crew Cab	HD	B46-1185	B46-0933
C3500				
73-87		HD	B46-1185	B46-1587
C1500, C2500				
67-72	Coil spring rear	HD	B46-1185	N/A
	Leaf spring rear	HD	B46-1185	N/A
C3500				
63-72	Except 157" wheel base	HD	B46-1185	N/A
R1500				
87-91		HD	B46-1185	B46-0933
R2500				
87-91	Except Crew Cab	HD	B46-1185	B46-0933
R2500, R3500				
87-91	Crew Cab	HD	B46-1185	B46-1587
S15 Pickup				
82-01		HD	B46-1307	B46-1681
Pickup 4WD (Lifted Suspension)				
K1500				
88-98		5100	BE5-6139-H0 ⁶⁴	BE5-6137-H0 ⁴⁵ ⁷²
Pickup 4WD (Standard Suspension)				
K1500 Sierra				
99-01		HD	BE5-2904	BE5-2905
K2500				
99-01		HD	BE5-6081	BE5-6082
K1500				
88-98		C	BE5-2503	B46-2087
		HD	B46-2040	B46-2043
K2500, K3500				
88-98		HD	BE5-2560	BE5-2568
K3500				
77-87		HD	AK2042	AK2043
K1500, K2500				
73-87		HD	B46-0923	B46-0933
69-72		HD	B46-0923	N/A
S15 Pickup				
95-99	With ZR2 Suspension	HD	B46-1818	B46-1819
S15 Pickup Except Cyclone				
82-99	Except ZR2 Suspension	HD	B46-1410	B46-1681
Syclone				
90-93		HD	B46-1410	B46-1681
V1500, V2500				
87-91		Auxiliary	B46-1026	N/A
		HD	B46-0923	B46-0933

⁶⁰2 - 4" Lowered front, spindle and/or spring. ⁸¹4 - 6" Lowered rear, flip kit with lower mount extension. ⁴⁴Applies to upper A-arm type lift only.
⁴⁵Compression bump stop on chassis may need to be modified to prevent damage to the shock absorber. ⁴⁶Shocks are banded compressed to aid installation.
⁶⁰Front 3" Lift. ⁶¹Front 4" Lift. ⁶²Front 6" Lift. ⁶⁴Front 4-6" Lift. ⁶⁸Rear 4" Lift. ⁶⁹Rear 0-1" Lift. ⁷²Rear 2-4" Lift.

LIGHT TRUCKS, UTILITY VEHICLES & VANS LISTINGS

Year	Application	Setting	Front	Rear
GMC (cont.)				
V3500				
87-91	Crew Cab	HD	AK2042	AK2043
Step Van (P Series-Standard Suspension)				
P1500, P2500, P3500				
84-99		Steering Damper	BE3-2645	N/A
73-99		C	B46-2137	B46-1587
		HD	B46-1173	B46-1587
P1500				
63-72		HD	B46-1173	N/A
Utility 2WD (Lifted Suspension)				
Yukon				
95-99	2 Door	5100	BE5-6210-HO ⁴⁴ ⁶⁰ BE5-2502 ⁶⁹ BE5-6210-HO ⁴⁴ ⁶² BE5-6137-HO ⁴⁵ ⁷²	
	4 Door	5100	BE5-6210-HO ⁴⁴ ⁶⁰ B46-2179 ⁶⁹ BE5-6210-HO ⁴⁴ ⁶² BE5-6254-HO ⁴⁵ ⁷²	
Jimmy (Full Size)				
92-94	2 Door	5100	BE5-6210-HO ⁴⁴ ⁶⁰ BE5-2502 ⁶⁹ BE5-6210-HO ⁴⁴ ⁶² BE5-6137-HO ⁴⁵ ⁷²	
Suburban 1500				
92-99	4 Door	5100	BE5-6210-HO ⁴⁴ ⁶⁰ B46-2248 ⁶⁹ BE5-6210-HO ⁴⁴ ⁶² BE5-6137-HO ⁴⁵ ⁷²	
Utility 2WD (Standard Suspension)				
Caballero, Diabolo, Sprint				
73-86		HD	B36-0949	B46-0929 ¹⁹
Yukon				
00	4 Door	N/A	In Development	
Yukon XL				
00		N/A	In Development	
Yukon				
95-99	2 Door	HD	BE5-2422	BE5-2415
	4 Door	HD	BE5-2670	BE5-2672
Jimmy (Full size)				
73-87		HD	B46-1185	B46-0933
69-72		HD	B46-1185	N/A
S15 Jimmy				
82-99		HD	B46-1307	B46-1413
Suburban 1500				
92-99		C	BE5-2416	BE5-2417
		HD	B46-2247	B46-2248
Suburban 2500				
92-99		HD	BE5-2422	BE5-2423
Suburban				
73-91		HD	B46-1185	B46-0933
Utility 4WD (Lifted Suspension)				
Yukon				
95-99	2 Door	5100	BE5-6139-HO ⁶⁴	BE5-6137-HO ⁴⁵ ⁷²
	4 Door	5100	BE5-6139-HO ⁶⁴	BE5-6254-HO ⁴⁵ ⁷²

Year	Application	Setting	Front	Rear
GMC (cont.)				
Jimmy (Full Size)				
92-94	2 Door	5100	BE5-6139-HO ⁶⁴	BE5-6137-HO ⁴⁵ ⁷²
Suburban 1500				
92-99	4 Door	5100	BE5-6139-HO ⁶⁴	BE5-6137-HO ⁴⁵ ⁷²
Utility 4WD (Standard Suspension)				
Denali				
99-01		C	BE5-2424	BE5-2425
		HD	B46-2178	B46-2179
Yukon Except Denali				
00	4 Door	N/A	In Development	
Yukon XL Except Denali				
00		N/A	In Development	
Yukon Except Denali				
95-99	4 Door	C	BE5-2412	BE5-2413
		HD	B46-2178	B46-2179
Yukon				
92-99	2 Door	HD	BE5-2501	BE5-2502
Jimmy (Full size)				
80-91	2 Door	Auxiliary	B46-1026	N/A
73-91	2 Door	HD	B46-0923	B46-0933
69-72		HD	B46-0923	N/A
S15 Jimmy Except Typhoon				
84-01	Except ZR2 Suspension	HD	B46-1412	B46-1413
		SP	AK2040	AK2041
S15 Jimmy				
95-99	With ZR2 Suspension	HD	B46-1852	B46-2194
Suburban 1500				
92-99		HD	BE5-2420	BE5-2421
		SP	B46-2041	B46-2042
Suburban 2500				
92-99		HD	BE5-2418	BE5-2419
Suburban				
73-91		Auxiliary	B46-1026	N/A
		HD	B46-0923	B46-0933
Van (G Series-Standard Suspension)				
Savana 1500				
96-00		HD	BE5-2565	BE5-2481
Savana 2500				
96-00	GVW over 7300 lbs.	HD	BE5-2565	BE5-2570
	GVW to 7300 lbs.	HD	BE5-2565	BE5-2481
Savana 3500				
96-00		HD	BE5-2565	BE5-2570
G1500, G2500				
78-96		HD	B46-1025	B46-1026
G3500				
78-96	Except dual rear wheels	HD	B46-1025	B46-1026
75-96	Dual rear wheels	HD	B46-1025	B46-1141
74-77	With 146" wheelbase; Except dual rear wheels	HD	B46-1025	N/A

¹⁹Replacement unit is a conventional shock. Leveling system will not function when this shock is installed.
⁴⁵Compression bump stop on chassis may need to be modified to prevent damage to the shock absorber.
⁶⁴Front 4-6" Lift. ⁶⁹Rear 0-1" Lift. ⁷²Rear 2-4" Lift.

⁴⁴Applies to upper A-arm type lift only.
⁶⁰Front 3" Lift. ⁶²Front 6" Lift.

LIGHT TRUCKS, UTILITY VEHICLES & VANS LISTINGS

Year	Application	Setting	Front	Rear
HONDA				
Mini-Van (Standard Suspension)				
Odyssey				
94-99		HD	BE5-2558	B46-2106
Utility 2WD & 4WD (Standard Suspension)				
CR-V				
97-98		HD	BE5-2338	BE5-2339
Passport				
98-00		HD	BE5-6012	BE5-6013
94-97		HD	AK1248	AK1249
ISUZU				
Truck (Standard Suspension Only)				
NPR				
87-95	GVW 13,250 lbs.	HD	AK1250	AK1251
Utility 2WD & 4WD (Standard Suspension)				
Rodeo, Amigo				
98-00		HD	BE5-6012	BE5-6013
91-97		HD	AK1248	AK1249
Utility 4WD (Standard Suspension)				
Trooper				
92-97		HD	B46-1738	B46-1739
86-91	From 11/86	HD	B46-0186	B46-1239
JEEP				
Pickup 2WD & 4WD (Standard Suspension)				
Gladiator J2000, J3000, J4000				
66-73		HD	B46-0256	B46-0056
Pioneer J10, J20				
74-88		HD	B46-0046	B46-0056
Utility 2WD & 4WD (Lifted Suspension)				
Cherokee (XJ)				
84-00		5100	BE5-6255-H0 ⁴⁵ ⁶⁰	BE5-6256-H0 ⁴⁵ ⁷⁴
Utility 2WD & 4WD (Standard Suspension)				
Cherokee (XJ)				
99-01		HD	In Development	
Grand Cherokee (ZJ), Sahara				
99-00	Including UpCountry	HD	BE5-2963	BE5-2964
Cherokee (XJ)				
94-98		HD	B46-1798	BE5-2579
Grand Cherokee (ZJ)				
93-98		HD	B46-1798	B46-1799
Cherokee (XJ), Wagoneer (XJ)				
84-93		HD	B46-1045	B46-1046 ¹⁹
Grand Wagoneer				
84-92		HD	B46-0046	B46-0056
Cherokee (SJ), Wagoneer				
76-83		HD	B46-0046	B46-0056

Year	Application	Setting	Front	Rear
JEEP (cont.)				
Utility 4WD (Lifted Suspension)				
Wrangler (TJ)				
96-01		5100	BE5-2731-H0 ⁴⁵ ⁶⁰	BE5-2732-H0 ⁴⁵ ⁶⁷ BE5-6241-H0 ⁴⁵ ⁶¹
Wrangler (YJ)				
86-95		5100	BE5-6457-H0 ⁴⁵ ⁶³	BE5-6458-H0 ⁴⁵ ⁷³
	Springover	5100	BE5-6457-T0 ⁴⁵	BE5-6458-T0 ⁴⁵
Utility 4WD (Standard Suspension)				
Wrangler (TJ)				
97-01		HD	BE5-2442	BE5-2443
Wrangler (YJ)				
86-95		HD	B46-1309	B46-1310
CJ5, CJ7, CJ8				
82-86		HD	AK1066	B46-0260
CJ5, CJ6, CJ7, DJ5, DJ6, Scrambler (CJ8)				
55-81	Except 5-leaf front spring	HD	B46-0250	B46-0260
CJ5, CJ6				
55-71	With 5-leaf front spring	HD	B46-0250	B46-0250
LAND ROVER				
Utility 4WD (Standard Suspension)				
Defender 110, 90				
94-97		HD	B46-0243	B46-0253
		Steering Damper	B36-2235	N/A
Discovery II				
99-01		HD	BE5-6046 ¹¹	BE5-6047 ¹¹
Discovery				
94-99	From 6/94	HD	B46-0243	BE5-2779
89-94	To 5/94	Steering Damper	B36-0245	N/A
Range Rover 4.0SE, 4.6HSE				
95-98	Air Suspension	HD	B46-2214	B46-2215
Range Rover				
92-95	Air Suspension; From 10/92	HD	B46-2153	B46-2152
71-95	Except Air Suspension	HD	B46-0243	B46-0253
MAZDA				
Pickup 2WD (Standard Suspension)				
B2300, B2500, B3000, B4000				
98-00		HD	BE5-2791	BE5-2792
94-97		HD	B46-2236	B46-2283
Pickup 4WD (Standard Suspension)				
B2300, B2500, B3000, B4000				
98-00		HD	BE5-2794	BE5-2795
94-97		HD	B46-2236	B46-2335
Utility 2WD & 4WD (Standard Suspension)				
Navajo				
91-94		HD	B46-1568	B46-1569

¹¹ Except self leveling system. ¹⁹ Replacement unit is a conventional shock. Leveling system will not function when this shock is installed.
⁴⁵ Compression bump stop on chassis may need to be modified to prevent damage to the shock absorber. ⁶⁰ Front 3" Lift. ⁶¹ Front 4" Lift.
⁶³ Front 3-4" Lift. ⁶⁷ Rear 3" Lift. ⁶⁸ Rear 4" Lift. ⁷³ Rear 3-4" Lift. ⁷⁴ Rear 2-3" Lift.

LIGHT TRUCKS, UTILITY VEHICLES & VANS LISTINGS

Year	Application	Setting	Front	Rear
MERCEDES BENZ				
Important Note: When in doubt as to which shock absorber is correct (eg. 1976 240D), check the chassis number of the car and compare it to the production series numbers listed below. If the first three digits of the chassis number match the production series number, the shocks listed will fit the car.				
Utility 4WD (Standard Suspension)				
ML320, ML430				
99-01	From 10/99	HD	In Development	
99	From 1/99; To 9/99	HD	BE5-2983	BE5-2985
97-98		HD	BE5-2983	BE5-2984
Utility 4WD (Standard Suspension), Series W460				
240GD, 300GD, 230G, 280GE				
79-90		HD	B46-0504	B46-0514
Utility 4WD (Standard Suspension), Series W463				
240GD, 300GD, 230G, 280GE				
91-94		HD	B46-1635	B46-1636
MITSUBISHI				
Utility 4WD (Standard Suspension)				
Montero				
92-96	6 cyl	HD	B46-1794	B46-1795
88-91	6 cyl	HD	B46-1336	B46-1337
Montero Sport				
00-01	6 cyl	HD	B46-1794-H1	BE5-6425-H0
NISSAN				
Pickup 2WD (Standard Suspension)				
1/2 Ton Pickup				
86-97	From 86 1/2	HD	B46-1099	B46-1100
68-85		HD	B46-1780	606493
Frontier				
99-01	Crew Cab, Desert Runner	HD	B46-1099-H1	BE3-6422-H0
98-01	Standard Cab, King Cab	HD	BE3-6420-H0	B46-2067-H0
Pickup 4WD (Standard Suspension)				
1/2 Ton Pickup				
82-97		HD	B46-1099	B46-1100
80-81		HD	B46-1780	606493
Frontier				
99-01		HD	B46-1099-H1	B46-2128-H1
Utility 2WD (Standard Suspension)				
Xterra				
99-01		HD	B46-1099-H1	BE3-6422-H0
Utility 4WD (Standard Suspension)				
Xterra				
99-01		HD	B46-1099-H2	BE3-6422-H0
Pathfinder				
86-95		HD	BE5-2400 ⁽¹⁷⁾	BE5-2401 ⁽¹⁷⁾
		SP	B46-1245 ⁽¹⁷⁾	B46-2077 ⁽¹⁷⁾

Year	Application	Setting	Front	Rear
OLDSMOBILE				
Mini-Van (Standard Suspension)				
Silhouette				
90-98		HD	S36-0203	B46-1019 ⁽¹⁹⁾
Utility 4WD (Standard Suspension)				
Bravada				
91-00		C	B46-1598	B46-1599
		HD	B46-1412	B46-1413
		SP	AK2040	AK2041
PLYMOUTH				
Pickup 2WD (Standard Suspension)				
Arrow				
79-83		HD	B36-0949	B46-0257
Pickup 4WD (Standard Suspension)				
Arrow				
82-82		HD	B36-0949	B46-0258
Utility 2WD (Standard Suspension)				
PD100 (Trail Duster)				
74-81		HD	B46-1828	B46-1829
Van (Standard Suspension)				
PB150, PB250				
81-83		HD	B46-0925	B46-1137
PB300, PB350				
74-83		HD	B46-0925 ⁽²⁴⁾ B46-1401 ⁽²³⁾	B46-1137 B46-1137
PB100, PB200				
74-80		HD	B46-0925	B46-1137
PONTIAC				
Mini-Van (Standard Suspension)				
Trans Sport				
90-92		HD	S36-0203	B46-1019 ⁽¹⁹⁾
TOYOTA				
Pickup 2WD (Standard Suspension)				
Pickup				
84-95		HD	B46-1772	B46-0257
74-83		HD	AK1091	B46-0257
T100				
93-99		HD	B46-2127	B46-2128
Tacoma Pre-Runner				
98-00		HD	B46-2284 B46-2284	B46-2285(L) B46-2286(R)
Tacoma				
95-00	From 95 1/2	HD	BE3-2674	BE5-2675
Tundra				
99-00		HD	BE5-6024	BE5-6025

(L) - Left side (R) - Right side ⁽¹⁷⁾ Does not replace electronically adjustable system.

⁽¹⁹⁾ Replacement unit is a conventional shock. Leveling system will not function when this shock is installed.

⁽²³⁾ Front axle 4000 lbs. and over.

⁽²⁴⁾ Front axle less than 4000 lbs.

LIGHT TRUCKS, UTILITY VEHICLES & VANS LISTINGS

Year	Application	Setting	Front	Rear
TOYOTA (cont.)				
Pickup 4WD (Standard Suspension)				
Pickup				
86-95		HD	B46-1139	B46-1140
84-85		HD	B46-0425	B46-1140
79-83		HD	B46-0425	B46-0258
T100				
93-99		HD	B46-2125	B46-2126
Tacoma				
95-00	From 95 1/2	HD	B46-2284 B46-2284	B46-2285(L) B46-2286(R)
Tundra				
99-00		HD	BE5-6024	BE5-6025
Utility 2WD & 4WD (Standard Suspension)				
4-Runner				
90-95		HD	B46-1468	B46-1469
86-89		HD	B46-1139	B46-1140
84-85		HD	B46-0425	B46-1140
Utility 2WD (Standard Suspension)				
4-Runner				
96-00		HD	BE5-2482 [Ⓜ]	BE5-2451
Utility 4WD (Standard Suspension)				
4-Runner				
96-00		HD	BE5-2450 [Ⓜ]	BE5-2451
Landcruiser				
98-00		HD	BE5-2739	BE5-2740
Landcruiser FJ80				
91-97		HD	B46-1477	B46-1478

Year	Application	Setting	Front	Rear
TOYOTA (cont.)				
Landcruiser FJ60, HJ60				
88-90		HD	B46-0247	B46-1132
Landcruiser FJ61, FJ62				
85-90		HD	B46-1004	B46-1132
Landcruiser FJ60, HJ60				
80-87	From 4/80	HD	B46-0247	B46-0256
Landcruiser FJ40				
75-82	From 1/75	HD	B46-0248	B46-0258
60-74	To 12/74	HD	B46-0248	N/A
RAV4				
96-00		HD	P30-3061 [Ⓜ]	B36-2120
		SP	P30-3062 [Ⓜ]	B36-2121
Sequoia				
01		HD	In Development	
VOLKSWAGEN				
Van (Standard Suspension)				
Eurovan T4				
93-96		HD	B46-1911	B46-1912
Type 2: Bus & Transporter				
74-78	Except Synchro	HD	B46-0828	B46-8039
61-76	To 8/76	Steering Damper	B22-0028	N/A
55-67	To 7/67	HD	B46-0032	B46-0040
Vanagon				
79-91	Except Synchro	HD	B46-0820	B46-0830
68-73	Except Synchro	HD	B46-0828	N/A

MOTORHOME CHASSIS LISTINGS

Shocks are listed for standard chassis as supplied by the manufacturer. Some motorhomes utilize tag axles or modified rear suspensions which may preclude use of the shocks listed below.

Year	Application	Setting	Front	Rear
CHEVROLET/GMC				
Express 3500, Savana 3500				
97-00	From 3/97	HD	BE5-2480	BE5-2570
96-97	To 2/97	HD	BE5-2480	BE5-2481
G30, G3500 Except Express, Savana				
96	Dual rear wheels	HD	B46-1025	B46-1141
G30, G3500				
75-96	Dual rear wheels	HD	B46-1025	B46-1141
GMC FWD Motorhome				
72-78		HD	B46-0940	B46-0950

Year	Application	Setting	Front	Rear
CHEVROLET/GMC (cont.)				
P30, P32, P3500				
85-01		Steering Damper	BE3-2645 [Ⓜ]	N/A
73-01		C	B46-2137 [Ⓜ]	B46-1587
		HD	B46-1173 [Ⓜ]	B46-1587
P72				
95-99	Air Suspension	HD	B46-2067	B46-2068
	Spring Suspension	HD	B46-1731	B46-1732
DODGE				
B300 CB, MB, B350 MB, BF				
78-01	Mini Motorhome	HD	B46-0925 [Ⓜ] B46-1401 [Ⓜ]	B46-1137 B46-1137

(L) - Left side (R) - Right side
[Ⓜ]Front axle less than 4000 lbs.

[Ⓜ] Re-install original equipment hardware.
[Ⓜ] Verify that strut units are serviceable with cartridge insert.

[Ⓜ] Except I-beam front suspension.

[Ⓜ] Front axle 4000 lbs. and over.

MOTORHOME CHASSIS LISTINGS

Year	Application	Setting	Front	Rear
DODGE (cont.)				
B300 CB, MB				
70-77	Mini Motorhome	HD	B46-0925 [ⓑ] B46-1401 [ⓑ]	B46-1137 B46-1137
M/R 300, 400, 500, 600				
73-81		HD	B46-1318	B46-1319
FLEETWOOD				
Avion Trailer				
92-01		HD	N/A	B36-1625
FORD				
E200, E250, E300, E350				
75-91		HD	B46-1105	B46-1106
E350, E450				
92-01		C	B46-1613	B46-1614
		HD	B46-1917	B46-1918
F-53 Class A				
98-01	V10 Triton	HD	BE5-2716	BE5-2717
88-98	V8	HD	B46-1439	B46-1440
FORETRAVEL				
U-280, U-300				
95-01		HD	B46-1868	B46-1868
FREIGHTLINER CUSTOM CHASSIS/OSHKOSH				
FL50, FL60				
96-99		HD	BE5-2960	BE5-2961
M-Line				
88-95		HD	B46-1318	B46-1319
V-Line				
94-98	Air Suspension	HD	B46-2072	B46-2073
V-Line Except VC26RD, V917, VB22RD				
90-97	Spring Suspension	HD	B46-1725	B46-1726
X-Line				
97-01	Air Suspension; From 7/97	HD	BE5-2545	BE5-2546
95-97	Air Suspension; To 6/97	HD	B46-2146	B46-2147
89-97	Spring Suspension	HD	B46-1729	B46-1319
ISUZU				
NPR				
87-95	GVW 13,250 lbs.	HD	AK1250	AK1251
JOHN DEERE				
Class A				
86-88		HD	B46-1318	B46-1319
MONACO (Roadmaster)				
Dynasty, Executive, Signature, Windsor				
90-01		HD	B46-1724	B46-1724
Imperial, Diplomat, Windsor				
90-01		C	BE5-2500	BE5-2500
Navigator				
90-01		HD	B46-1724	B46-1724 [ⓑ]

Year	Application	Setting	Front	Rear
MOR/RVDE				
Tag Axle System				
93-01	Independent of Drive Axle	HD	N/A	B46-1398 [ⓐ]
Single Axle System				
90-92	With 2 positions; P30 chassis only	HD	N/A	B46-1587
Tag Axle System				
90-92		HD	N/A	B46-1398
87-92	Combined with Drive Axle	HD	N/A	B46-1398 [ⓐ]
Single Axle System				
86-89	With 4 positions	HD	N/A	B46-2023
PLYMOUTH				
PB300, PB350				
78-83	Mini Motorhome	HD	B46-0925 [ⓑ] B46-1401 [ⓑ]	B46-1137 B46-1137
PB300				
74-77	Mini Motorhome	HD	B46-0925 [ⓑ] B46-1401 [ⓑ]	B46-1137 B46-1137
SAFARI/BEAVER				
Isuzu NPR				
92-94	GVW 13,250 lbs.	HD	AK1250	AK1251
Magnum Chassis				
98-00	Blue Max, Blue Streak	HD	B46-2093	B46-2093
92-97	Blue Max, Blue Streak	HD	B46-2092	B46-2093
SPARTAN				
Alpine, Summit				
97-01		HD	B46-1725	B46-1725
94-96	From 9/94	HD	B46-2067	B46-2068
EC 2000				
95-99	Air Suspension	HD	B46-2067	B46-2068
92-99	Spring Suspension	HD	B46-1731 [ⓐ]	B46-1732
MC 2000				
91-95	Air Suspension	HD	B46-1593	B46-1594
Mountain Master				
98-01	w/Verst IFS; 13,200 lbs. and above Front Axle Wt	HD	BE5-2762	B46-2151
97-01	w/Verst IFS	HD	BE5-2564	B46-2151
95-97	w/Verst	HD	B46-2150	B46-2151
TOYOTA				
Mini Motorhome				
84-95		HD	B46-1772	B46-0258
WORKHORSE				
P32				
00-01		HD	B46-1173 [ⓑ] Steering Damper	B46-1587 N/A

[ⓐ]Except I-beam front suspension. [ⓑ]Front axle 4000 lbs. and over. [ⓐ]Front axle less than 4000 lbs. [ⓑ]w/GVW over 8,300 lbs.
[ⓐ]w/GVW up to 8,300 lbs. [ⓑ]Tag axle requires two additional shock absorbers. [ⓐ]Tag axle systems (rear position only). Use OE application on drive axle.
[ⓐ]Use regular chassis application on drive axle. [ⓐ]Inquire on 1994 coaches.