

2008 COLLECTION PREVIEW



2008
ROAD WHEEL
PRICE LIST

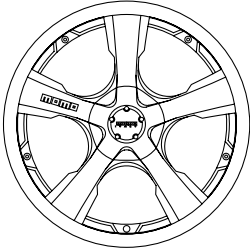
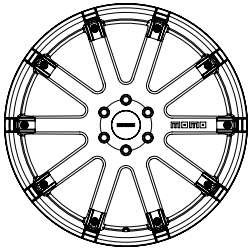

AUTOMOTIVE ACCESSORIES



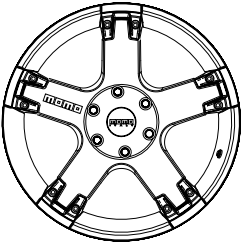


©2007 JOHN SULLER "AUTOMOTIVE ACCESSORIES" JOHN L. GRUWU FINNY LOVERJOE GUY HUBING SHAWARA BURLINGTON
PRODUCTION MANAGER SALLY PERCH BY DIRECTOR WILLIAM BORDON COSTUME SUPERVISOR NICOLEUS KRISGOWS POST PRODUCTION COORDINATOR INEYNY MOTOLA

MOMO
I T A L Y

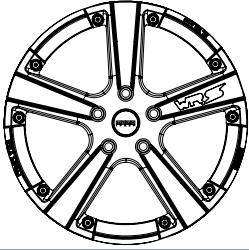
Road Wheels

	Style	Size	PCD	ET	CB	Finish	Part Number	MSRP
	Typhoon	8.5 x 20				Paint		540
		8.5 x 20				Chrome		630
		9.0 x 22				Paint		810
		9.0 x 22				Chrome		855
		9.5 x 24				Chrome		1260
	Rivet							1
	Cap							
	Cyclone	8.5 x 20	5:114	38	73.1	Chrome	CY852511438C	625
		8.5 x 20	5:120	35	72.7	Chrome	CY852512035C	625
		8.5 x 20	5:150	35	110.1	Chrome	CY852515035CG	625
		8.5 x 20	6:5.50	15	106.9	Chrome	CY852655015CO	625
		8.5 x 20	6:5.50	25	78.1	Chrome	CY852655025CA	625
		9.0 x 22	5:115	15	71.6	Chrome	CY9022511515CE	825
		9.0 x 22	5:120	35	72.7	Chrome	CY9022512035CI	825
		9.0 x 22	5:150	40	110.1	Chrome	CY9022515040CG	825
		9.0 x 22	6:135	35	87.1	Chrome	CY9022613535CE	825
		9.0 x 22	6:5.50	15	106.9	Chrome	CY9022655015CO	825
		9.0 x 22	6:5.50	20	78.1	Chrome	CY9022655020CA	825
		9.0 x 22	6:5.50	35	78.1	Chrome	CY9022655035CA	825
	9.5 x 24	6:5.50	30	78.1	Chrome	CY9524655030CA	1,200	
	Foot	20				Chrome	CY/FT 20	15
		22				Chrome	CY/FT 22	15
		24				Chrome	CY/FT 24	15
Bolt					Stainless		1	
Cap					Chrome	LENS53	12	
	ZUV	8.5 x 20	5:112	35	73.1	Chrome	ZU852511235C	625
		8.5 x 20	5:114	28	73.1	Silver	ZU852511428S	500
		8.5 x 20	5:114	38	73.1	Chrome	ZU852511438C	625
		8.5 x 20	5:120	35	72.7	Chrome	ZU852512035C	625
		8.5 x 20	6:5.50	15	106.9	Chrome	ZU852655015CO	625
		8.5 x 20	6:5.50	25	78.1	Chrome	ZU852655025CA	625
		10.0 x 20	5:112	35	73.1	Chrome	ZU102511235C	625
		10.0 x 20	5:114	31	73.1	Silver	ZU102511431S	500
		10.0 x 20	5:114	38	73.1	Chrome	ZU102511438C	625
		9.0 x 22	5:112	35	73.1	Chrome	ZU9022511235C	825
		9.0 x 22	5:112	35	73.1	Silver	ZU9022511235S	700
		9.0 x 22	5:115	15	71.6	Chrome	ZU9022511515CE	825
		9.0 x 22	5:120	20	72.7	Chrome	ZU9022512020C	825
		9.0 x 22	5:120	35	72.7	Black	ZU9022512035BI	700
		9.0 x 22	5:120	35	72.7	Chrome	ZU9022512035CI	825
		9.0 x 22	5:120	35	72.7	Silver	ZU9022512035SI	700
		9.0 x 22	6:135	35	87.1	Chrome	ZU9022613535CE	825
		9.0 x 22	6:5.50	20	78.1	Chrome	ZU9022655020CA	825
		9.0 x 22	6:5.50	35	78.1	Black	ZU9022655035BA	700
		9.0 x 22	6:5.50	35	78.1	Chrome	ZU9022655035CA	825
	10.5 x 22	5:120	20	72.7	Chrome	ZU10522512020C	825	
	9.5 x 24	6:135	30	87.1	Chrome	ZU9524613530CE	1200	
	9.5 x 24	6:5.50	30	78.1	Chrome	ZU9524655030CA	1200	
Cap					Chrome	LENS53	12	
Rivet					Stainless		1	



Road Wheels

	Style	Size	PCD	ET	CB	Finish	Part Number	MSRP	
	Storm	8.5 x 20	5:112	35	66.6	Chrome	ST852511235C	625	
		8.5 x 20	5:114	35	73.1	Chrome	ST852511435C	625	
		8.5 x 20	5:120	35	72.7	Chrome	ST852512035C	625	
		8.5 x 20	5:127	35	71.6	Chrome	ST852512735C	625	
		8.5 x 20	5:127	35	71.6	Silver	ST852512735S	500	
		8.5 x 20	6:127	35	78.1	Chrome	ST852612735C	625	
		8.5 x 20	6:127	35	78.1	Silver	ST852612735S	500	
		8.5 x 20	6:135	35	87.1	Chrome	ST852613535CE	625	
		8.5 x 20	6:135	35	87.1	Silver	ST852613535SE	500	
		8.5 x 20	6:5.50	25	78.1	Chrome	ST852655025CA	625	
		9.5 x 22	5:115	15	71.6	Chrome	ST9522511515CE	800	
		9.5 x 22	5:115	35	71.6	Chrome	ST9522511535CE	800	
		9.5 x 22	5:120	35	72.7	Chrome	ST9522512035CI	800	
		9.5 x 22	5:150	33	100.1	Chrome	ST9522515033CG	800	
		9.5 x 22	6:135	40	87.1	Chrome	ST9522613540CE	800	
		9.5 x 22	6:5.50	15	106.9	Chrome	ST9522655015CO	800	
		9.5 x 22	6:5.50	20	78.1	Chrome	ST9522655020CA	800	
		9.5 x 22	6:5.50	35	78.1	Chrome	ST9522655035CA	800	
		10.0 x 24	6:135	25	87.1	Chrome	ST1024613525CE	1200	
	10.0 x 24	6:5.50	20	78.1	Chrome	ST1024655020CA	1200		
		Foot	20				Chrome	ST/FT 20	26
		22				Chrome	ST/FT 22	26	
		22				Gold	ST/FT 22G	36	
		24				Chrome	ST/FT 24	26	
		24				Gold	ST/FT 24G	36	
	Bolt					Stainless		1	
	Cap						ST/LENS	14	
	Strike	8.0 x 18				Paint		320	
		8.0 x 18					Chrome		450
		8.0 x 19					Paint		420
		8.0 x 19					Chrome		550
		9.5 x 19					Paint		420
		9.5 x 19					Chrome		550
		Cap							12
	FXL-One	8.0 x 18	5:114	40	73.1	Black	F180851440B	330	
		8.0 x 18	5:114	40	73.1	Chrome	F180851440C	460	
		8.0 x 18	5:114	40	73.1	Silver	F180851440S	330	
		8.5 x 20	5:112	35	66.6	Chrome	F1852511235C	630	
		8.5 x 20	5:114	38	73.1	Chrome	F1852511438C	630	
		8.5 x 20	5:120	38	73.1	Chrome	F1852512038C	630	
		10.0 x 20	5:112	35	66.6	Chrome	F1102511235C	630	
		10.0 x 20	5:114	38	73.1	Chrome	F1102511438C	630	
		Rivet					Stainless		1
	Cap					Chrome	LENS53	12	


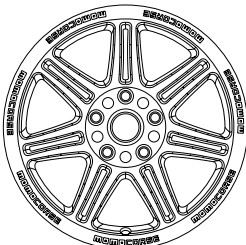
Road Wheels

	Style	Size	PCD	ET	CB	Finish	Part Number	MSRP	
	WRS	8.0 x 18	5:114	38	72.2	Chrome	WR80851438C	450	
		8.0 x 18	5:114	38	72.2	Silver	WR80851438S	320	
		8.0 x 18	5:120	38	72.2	Chrome	WR80852038C	450	
	Logo					Chrome		10	
	Rivet						Chrome		1
							Stainless		1
Cap									

Road Wheels - MOMOCORSE

	Style	Size	PCD	ET	CB	Finish	Part Number	MSRP	
	V-10	7.0 x 17	5:100	35	73.1	Black	VT70750035B	250	
		7.0 x 17	5:100	35	73.1	Silver	VT70750035S	250	
		7.0 x 17	5:114	42	73.1	Black	VT70751442B	250	
		7.0 x 17	5:114	42	73.1	Silver	VT70751442S	250	
		7.5 X 18	5:100	38	73.1	Black	VT75850038B	300	
		7.5 X 18	5:100	38	73.1	Silver	VT75850038S	300	
		7.5 X 18	5:114	45	73.1	Black	VT75851445B	300	
		7.5 X 18	5:114	45	73.1	Silver	VT75851445S	300	
		8.0 X 19	5:114	38	73.1	Black	VT80951438B	400	
		8.0 X 19	5:114	38	73.1	Silver	80951438S	400	
Cap						LENS48	12		
	Ten-S	7.0 x 17	4:100	40	73.1	Black	TS70740040B	250	
		7.0 x 17	4:100	40	73.1	Silver	TS70740040S	250	
		7.0 x 17	4:114	40	73.1	Black	TS70741440B	250	
		7.0 x 17	4:114	40	73.1	Silver	TS70741440S	250	
		7.0 x 17	5:100	35	73.1	Black	TS70750035B	250	
		7.0 x 17	5:100	35	73.1	Silver	TS70750035S	250	
		7.0 x 17	5:114	42	73.1	Black	TS70751442B	250	
		7.0 x 17	5:114	42	73.1	Silver	TS70751442S	250	
		7.5 X 18	4:100	40	73.1	Black	TS75840040B	300	
		7.5 X 18	4:100	40	73.1	Silver	TS75840040S	300	
		7.5 X 18	5:100	38	73.1	Black	TS75850038B	300	
		7.5 X 18	5:100	38	73.1	Silver	TS75850038S	300	
		7.5 X 18	5:114	45	73.1	Black	TS75851445B	300	
		7.5 X 18	5:114	45	73.1	Silver	TS75851445S	300	
		8.0 X 19	5:114	38	73.1	Black	TS80951438B	400	
		8.0 X 19	5:114	38	73.1	Silver	TS80951438S	400	
		Cap						LENS48	12

Road Wheels - MOMOCORSE

	Style	Size	PCD	ET	CB	Finish	Part Number	MSRP
	S-Five	7.0 x 17	4:100/4:114	40	73.1	Black	SF70741440B	250
		7.0 x 17	4:100/4:114	40	73.1	Silver	SF70741440S	250
		7.0 x 17	5:100	35	73.1	Black	SF70750035B	250
		7.0 x 17	5:100	35	73.1	Silver	SF70750035S	250
		7.0 x 17	5:114	42	73.1	Black	SF70751442B	250
		7.0 x 17	5:114	42	73.1	Silver	SF70751442S	250
		7.5 X 18	4:100/4:114	40	73.1	Black	SF75841440B	300
		7.5 X 18	4:100/4:114	40	73.1	Silver	SF75841440S	300
		7.5 X 18	5:100	38	73.1	Black	SF75850038B	300
		7.5 X 18	5:100	38	73.1	Silver	SF75850038S	300
		7.5 X 18	5:114	45	73.1	Black	SF75851445B	300
		7.5 X 18	5:114	45	73.1	Silver	SF75851445S	300
			Cap					LENS48
	RPM	6.5 x 15	4:100	38	73.1	Black	RP65540038B	180
		6.5 x 15	4:100	38	73.1	Silver	RP65540038S	180
		7.0 x 17	4:100/4:108	42	73.1	Anthracite	RP70740842A	250
		7.0 x 17	4:100/4:108	42	73.1	Black	RP70740842B	250
		7.0 x 17	4:100/4:108	42	73.1	Silver	RP70740842S	250
		7.0 x 17	4:100/4:114	42	73.1	Anthracite	RP70741442A	250
		7.0 x 17	4:100/4:114	42	73.1	Black	RP70741442B	250
		7.0 x 17	4:100/4:114	42	73.1	Silver	RP70741442S	250
		7.0 x 17	5:100	35	73.1	Anthracite	RP70750035A	250
		7.0 x 17	5:100	35	73.1	Black	RP70750035B	250
		7.0 x 17	5:100	35	73.1	Silver	RP70750035S	250
		7.0 x 17	5:114	42	73.1	Anthracite	RP70751442A	250
		7.0 x 17	5:114	42	73.1	Black	RP70751442B	250
		7.0 x 17	5:114	42	73.1	Silver	RP70751442S	250
		7.5 x 18	4:100/4:114	42	73.1	Anthracite	RP75841442A	300
		7.5 x 18	4:100/4:114	42	73.1	Black	RP75841442B	300
		7.5 x 18	4:100/4:114	42	73.1	Silver	RP75841442S	300
		7.5 x 18	5:100	38	73.1	Anthracite	RP75850038A	300
		7.5 x 18	5:100	38	73.1	Black	RP75850038B	300
		7.5 x 18	5:100	38	73.1	Silver	RP75850038S	300
		7.5 x 18	5:114	45	73.1	Anthracite	RP75851445A	300
		7.5 x 18	5:114	45	73.1	Black	RP75851445B	300
		7.5 x 18	5:114	45	73.1	Silver	RP75851445S	300
	Cap					LENS48	12	

Centering Rings

For Wheels with 72.2 Center Bore, Sold Individually

Part Number	MSRP
CR5411	4.60
CR5611	4.60
CR5651	4.60
CR5711	4.60
CR5811	4.60
CR5861	4.60
CR5911	4.60
CR5961	4.60
CR6011	4.60
CR6341	4.60
CR6411	4.60
CR6511	4.60
CR6611	4.60
CR6661	4.60
CR6711	4.60
CR7261	4.60
CR7411	4.60

Centering Rings

For Wheels with 73 Center Bore, Sold Individually

Part Number	MSRP
CR735406	4.60
CR735615	4.60
CR735710	4.60
CR736006	4.60
CR736415	4.60
CR736507	4.60
CR736656	4.60
CR736710	4.60